



FACILITATOR'S GUIDE

STUDENT CHURCH PLANTING EXPERIENCE



permission given

By Erik Fish

with Myles and Lindsay
Hamby

SCPX—what is it?

STUDENT CHURCH PLANTING EXPERIENCE (SCPX) is not a conference—it's a hands-on experience you can facilitate to launch a movement of disciple-making and simple church planting in your region. During SCPX, you will live together, learn together, and love together as you reach out to your surrounding campus and city with the gospel.

If you can gather a group of people to do life together for 7-10 days living out Three Core Experiences, you can start a movement for the gospel right where you live... and beyond.

student testimonies

“

SCPX was unlike anything I had ever experienced. God showed His power by healing me physically and setting me free ... we were freed to love people radically. I have heard many SCPX 'grads' say it was as if they received 'permission' to live in freedom and walk in radical obedience.” (Meghan)

“

Through SCPX God showed me what it means to be a child of God... I had only been a believer for a few months before I did the SCPX, and it was so powerful finding out who I was in Christ. God transformed me from being really into drugs, partying, and depression to being someone who carried the Holy Spirit and knew it! SCPX rocket boosted me into the father heart of papa God.” (Michael)

“

This was my first time baptizing someone...”

“

Great preparation to go back and plant a simple church...” (Sasha)

“

We didn't just get a bunch of head knowledge and wonder what we were going to do with it, we actually got to go out and practice what we had just learned! I left that SCPX with a renewed vision of how I could win my campus for Jesus.” (Tommy)



our history

loving
God

loving
each
other

loving
the
lost

IN SUMMER 2008, A BRAVE GROUP OF STUDENTS joined Erik Fish and Dr. Pam Arlund at the first Student Church Planting eXperience (SCPX) at Haskell Indian Nations University. Friends from various prayer and mission movements* came together with them to dream God's dream for a new student movement to rise from the campuses to the ends of the earth. During that initial two-week experience, students from the campus became followers of Jesus, were filled with His Holy Spirit, miraculously healed, and baptized. In the months that followed, many students went on to start new churches on other campuses.

As students began making disciples on campuses, they also began to travel to seed the movement in the urban core and other nations. Freedom, love, and creativity marked this movement, as students lived with a "Permission Given" mindset to make disciples and grow the church in their generation.

With support and guidance from spiritual moms and dads, SCPX began to replicate in new places through the creativity and initiative of the next generation of student leaders. Students began training students, who trained other students... and so on. The dream spread like dandelion seeds, blown by the wind of the Holy Spirit...

As a result, spiritual families grew in many places, living out the practices of Loving God, Loving Each Other, and Loving the Lost. These simple values have guided a growing movement of churches being planted on university campuses and beyond. This desire to plant movements of the gospel that grow vibrant spiritual families is at the heart of our dream to see a new student mission movement rise to bless every nation on earth.



**All Nations, Church Multiplication Associates, Haskell Light, 24-7 Prayer*

table of contents

Introduction.....	2
Student Testimonies.....	2
Brief History.....	3
Three Core Experiences of a SCPX.....	5
Three Core Experiences – Overview of Exercises.....	7
Love God.....	8
Love Each Other.....	21
Love the Lost.....	33
Notes for You, the Facilitator.....	62
Preparation Checklist.....	64
Logistics.....	65
Sample SCPX Schedule.....	66
Post SCPX: How Can I Continue What Began at SCPX?.....	70
Why Did You Start SCPX?	71
About the Authors	72



3 core experiences of an SCPX

WHAT MAKES SCPX SIMPLE, EFFECTIVE, AND REPRODUCIBLE are the following Three Core Experiences, facilitated in the context of a group of people who do life together for 7-10 days.

SCPX builds around the principle that everything you learn must be experienced. No matter how you facilitate these three experiences, or what you add to them, these “Big Three” experiences should happen throughout your SCPX... and beyond. As participants live out these three experiences, they begin to discover—experientially—what it means to be the church living out God’s mission on their campus and beyond.

You will see the following Three Core Experiences developed in the rest of this guide. Your role as Facilitator will be to make sure people experience each of them during your SCPX. If you get stuck at anytime during your SCPX, refer back to these Three Core Experiences and ask the questions below each one to help you get back on track.



love God

“This is real love - not that we loved God, but that He loved us and sent His Son as a sacrifice...” [1 John 4:10](#)

➤ *Are people receiving God’s love and loving Him in return?*

• *Are people encountering God the Father’s heart and personally embracing their identity in Christ as much-loved sons and daughters?*

God is a Father who cares about our heart more than our performance. Quality time with God is the context for discovering our identity as his child – and empowering us for a lifetime of fulfilling His purposes for our lives.

The experience of loving God happens in the context of prayer, worship, quality time with God, and trusting relationships participants develop with others going through the SCPX.

As participants love God, they discover that the church grows through sons and daughters who live in loving, intimate fellowship with their Father in heaven.

For ideas on how to facilitate this particular experience, visit the section, “Loving God” on page 8



love each other

“They will know you are My disciples by your love for one another.” - Jesus

- *Are people learning to follow Jesus in the context of loving relationships with one another?*
- *As participants encounter God’s love, they begin to discover that loving Him in return happens both personally and as a spiritual family who does life with God together.*

In the beginning of SCPX, you will form students into simple church groups. These simple churches form the context for students to love each other and follow Jesus together throughout the SCPX. They will discover together how church gatherings can be simple, creative, interactive, and powerful. In these simple church groups, participants will encounter God together, share meals, work out conflicts, and utilize their spiritual gifts to edify others in their group. Empowering people’s creativity and encouraging them to discover and utilize their spiritual gifts are important aspects of facilitating churches where everyone is important and everyone participates.

As participants love each other, they discover that the church, at its core, is a spiritual family who follows Jesus together.

To find ideas on how to facilitate this particular experience, visit the section, “Loving Each Other” on page 21



love the lost

“God loved the world so much that He sent His only begotten Son... As the Father sent Me, so I’m sending you...” (John 3:16; John 20:21)

- *Are people spreading God’s love to those who don’t yet know Him? Are people practicing Jesus’ mission together by engaging non-Christians with the supernatural power of the gospel?*

Students will go out during SCPX to love the lost by making new friends, communicating the gospel, healing the sick, demonstrating God’s kingdom together, and baptizing new believers. This will challenge and empower participants to live and love like Jesus did, trusting the power of the Holy Spirit to change lives around them. The “Loving the Lost” experiences of SCPX usually yield some really cool encounters with people in the city/campus who aren’t yet following Jesus.

A key aspect of Loving the Lost is equipping students with models for planting simple, indigenous expressions of church that are most easily reproducible among communities who don’t yet follow Jesus. These kinds of churches can grow on a university campus, an urban apartment complex, the marketplace, or in the village of an unreached people group.

As participants Love the Lost, they discover that the church is called and empowered by God to show His love to the world and invite them to be adopted into God’s family.

To find ideas on how to facilitate this particular experience, visit the section, “Loving the Lost” on page 33



3 core experiences overview

BELOW IS AN OUTLINE of exercises you can choose from to help facilitate the Three Core Experiences of a SCPX. These are just suggestions: DO NOT cram your schedule to fit them all in. Many exercises overlap more than one of the Core Experiences.

love God

Are people receiving God's love and loving Him in return? Are people encountering God the Father's heart and personally embracing their identity in Christ as much-loved sons and daughters?

1. Make a Prayer Room (p.8)
2. Spend Personal Time with God (p.11)
3. Know God Your Good Dad (p.12)
4. Overcome Ungodly Beliefs (p.13)
5. Enjoy a Sabbath (p.20)

love each other

Are people following Jesus in the context of loving relationships with one another?

1. Write a Social Covenant (p.21)
2. Spend Heart-to-Heart Time (p.22)
3. Lead a Simple Church (p.23)
4. Communion and Baptism (p.25)
5. Make Church Interactive (p.28)
6. Appoint Elders (p.32)

love the lost

Are people spreading God's love to those who don't yet know Him? Are people practicing Jesus' mission together by engaging non-Christians with the supernatural power of the gospel?

1. Receive the Holy Spirit (p.33)
2. Lead People to Jesus (p.36)
3. Rediscover Church (p.40)
4. Invite Yourself Into People's Lives (p.44)
5. Make Disciples who Make Disciples (p.46)
6. Live Naturally Supernatural (p.48)
7. Five Steps to Planting Churches (p.52)
8. Three Levels of Authority (p.54)
9. God's Global Plan (p.55)
10. Case Studies (p.57)
11. Strategic Action Plan and Commissioning (p.59)

REMEMBER: Great SCPXes happen when people encounter Jesus while doing these Three Core Experiences together. Poor training experiences happen when they are dominated by lecture times. Students will learn the principles of a SCPX and practice them experientially in a rhythm of life together. As a facilitator of SCPX, you'll need to give impartation - then be willing to take a back seat and let students figure things out, fail at times, and learn by trial and error. The role of each SCPX facilitator should be like a guide, leading people toward the adventure of discovering God's heart and plans for their generation. This provides the space necessary for new leaders to emerge. You and your team will begin to lead those who will lead - like Jesus did. Students learn a precedent for depending on the Holy Spirit and one another as they seek to reach their campus or city for Jesus.

Again, DO NOT over pack your schedule by feeling the need to cram in all of these exercises at your SCPX. It's vital for SCPX participants to get into a rhythm of life together where they learn to Love God, Love Each Other, and Love the Lost. This will help them develop a lifestyle of making disciples, planting churches, and growing spiritual families on their campus and beyond.



➤ *Are people receiving God's love and loving Him in return?*

• *Are people encountering God the Father's heart and personally embracing their identity in Christ as much-loved sons and daughters?*

Below are exercises to help you facilitate "Love God" experiences. Use some, all, or others as you see fit.

1. Make a Prayer Room

■ **HEAR IT:** Spending quality time with Father God (aka "prayer") is vital for receiving God's love and loving Him in return.

Since the first Student Church Planting eXperience, creating a 24-7 Prayer Room has been an essential part of leading people into encounters with God and preparing them for God's mission on their campus and beyond. Below is an excerpt from 24-7 Prayer international:

The first 24-7 prayer room, sparked by caffeine-fuelled students in Chichester, England in September 1999, spread like a wild-fire across the globe. Last time we counted there had been over eight thousand two hundred 24-7 prayer rooms in over 111 different nations! On every continent but Antarctica.

And in the UK, the number of prayer rooms continues to rise steadily. In the first five months of 2011, for example, more than 200 prayer rooms across England, Scotland and Wales registered onto this website... and that's not to mention more than 100 across Ireland, and more than 50 UK Prayer Spaces in Schools. Something very exciting is taking place... and it's taking place between individual people and God, children and adults, from every denomination and no-denomination (some wouldn't even call themselves Christians) – simple, honest prayers... heard in Heaven.

In the UK, we continue to receive stories about people meeting with God for the first time in prayer rooms... young people learning to pray, faith being raised and restored, churches experiencing a fresh blessing from Holy Spirit. It is an incredible privilege to be on the receiving end of these phone calls and emails, to hear and read the excitement as people share their stories of God's blessing.

www.uk.24-7prayer.com



So... What is a Prayer Room?

A 24-7 prayer room is a simple idea. It's just praying without stopping... in one hour shifts, night and day around the clock, in a room or space that's been set aside as the 'prayer room', for a week (or less... or more... or for a few hours each day... it's really up to you). Most prayer rooms are decorated creatively to inspire prayer, engaging as many of the senses as possible, and thus enabling people to experiment with different styles and types of prayer.

Why Prayer Rooms?

The most important thing about every single prayer room is that it is a place where people can go to meet with God. It's not that God is there in the prayer room and not here, wherever I am now... it's the 'going to meet with...' bit that makes it special. It's the sense of pilgrimage. I go... to meet with God, and I find God there simply because God is longing to be met. The heart of 24-7 Prayer is the teenager who is praying somewhere, right now. It's the email saying that another person just walked into a prayer room and met Jesus for the very first time. It's about healing and hope and faith and freedom. It's about you and me...



“We pray best when we are no longer aware of praying.” - Cassian



A season of 24-7 Prayer provides a place, a time, a context and a catalyst for prayer. It's a practical tool helping ordinary people to pray. Many who would consider themselves bad at praying turn up for their hour slot in a prayer room and then stay for two. One is rarely enough.

“Our 24-7 prayer week exceeded all expectations. Over 200 people used the prayer room and more than 20 churches got involved. 24-7 has been one of the most productive weeks I have ever known. People were saved. The lukewarm were ignited. Unity made huge steps forward. Through 24-7 a radical vision was imparted way beyond anything our puny little talks could have accomplished.”

In a prayer room the sense of God's presence after many hours of prayer makes prayer easier and time seems to pass much more quickly. Again and again people say that “one hour in the prayer room felt like ten minutes”. And this is often from those whose previous experience of prayer had been the opposite, ten minutes feeling more like an hour.

“Lord, being in this room with you is like no place I have ever been. We have such a clear phone line! Our two way conversation is back.”

“

I walked into the prayer room at 7:55 this morning and the air was still potent with prayer. That invisible fog of intercession that you can feel but cannot see – it hung there. It’s the weirdest thing, but it felt as if the room was actually alive.”

Even people who wouldn’t call themselves religious often sense the presence of God in prayer rooms. People who don’t want to be preached at still want to be prayed for. People who don’t think they believe in God still believe in prayer. And some people who wouldn’t enter a church don’t mind visiting a prayer room – even in the middle of the night.

“

I told a non-christian friend about our prayer room. She said “My head’s messed up right now, and I think I need to do some praying.” I didn’t realize she meant “right now” literally, until she left the club, went to the prayer room and spent two-and-a-half hours alone with God!” (Claire)

One of the outcomes of time spent in a prayer room is often changes in ourselves – in our motives and attitudes and compassion, and this often leads to new action. This conspires to build life back into our churches and communities as we become part of the answer to some of our prayers.

■ **DO IT:** Early on during the SCPX, have the group create a prayer room. We suggest you try to do at least one 24-hour segment, where students sign up to pray for at least one-hour prayer slot over a 24 hour period. The sense of group solidarity, momentum, and the countless God encounters this produces is indescribable. You can do this in a converted dorm room, a section of a larger room, or simply transform whatever space you have into a temporary prayer room. If possible, utilize the prayer room throughout your SCPX. Though not necessary, if possible, leave the prayer room open throughout your SCPX.



NOTE: *Reasons we suggest you start with prayer for the Love God experience are:*

- 1) Prayer helps people develop a personal, intimate relationship with God, learning to interact with Him, listen to Him, and, deepen their awareness of God’s love for them.
- 2) Prayer paves the way for powerful action. We see this in Acts 13, when a prayer meeting in Antioch produced the first great church planting movement after Paul and Barnabus were sent out.



2. Spend Personal Time with God

PURPOSE: *To cultivate the habit of spending personal time with God every day. Participants will be encouraged to practice this throughout the SCPX to instill this as a life habit.*

■ **HEAR IT:** Exhort people about the importance of personal time with God. Things you can do when you spend time with God include: Prayer, Word, and Worship. When you spend time with God, you want to do anything that helps you connect with God personally, getting inspiration and direction from Him. These are just a sample to help you get started – develop your own creative ways to spend time with God!

Prayer Pray the Lord's prayer, (Matthew 6:8-13) Focus on each word and pray them meaningfully from your heart to God. Now spend a few minutes praying in the Spirit. As you start to pray, what changes do you notice in your mind and emotions? Are you more aware of God's closeness? It's OK if you don't notice any changes right away – keep trying. What are you sensing? Journal your experience.

Word Interact with God's Word. Find some scriptures from the Bible that inspire you. Read them a couple times. Journal any thoughts you have that give you insight for your life. How do you sense God speaking to you through these words today? If you don't know where to start, try reading John 15:1-5. List the scripture you read and write one thought you feel God speaking to YOU through His Word.

Worship Express affection for God. Focus on becoming aware of God's presence wherever you are. Sometimes singing a song is a good way to do this. If you don't know a song, try to make up your own words, telling God your love and affection for Him. Any tune will do – all heartfelt worship sounds wonderful to God! You can sing it, or just speak the words. You might also find a Psalm, and speak the words as praise to God. Psalm 23 is a good place to start.

REMEMBER: *Worship doesn't just have to be singing or music. Worship is setting your affection on something so deeply that the object of your worship fills your mind and emotions. Worship God!*

? *What other ways of worship might you create to connect with God?*

SUGGESTION: *Keep a Journal. A great practice for spending meaningful time with God is to keep a journal. Write in it daily—your thoughts, your prayers, your dreams, pictures, or anything the Holy Spirit tells you or shows you through God's word. Encourage people to journal during their time at SCPX to build this habit.*

■ **DO IT:** Have people break for 30 minutes to be alone with God. Encourage people to spend time alone with God every day of your SCPX. Make space in the schedule for this.

3. Know God Your Good Dad “But to all who believed Him and accepted Him, He gave the right to become children of God.” (John 1:12)

■ **HEAR IT:** Imagine a group of small children living in another country experience the tragedy of war and are separated from their parents. They grow up in an orphanage always wondering, “Who are my parents?” “Did they leave me on purpose?” “Are they still alive?” “Do they still want me?” The longing of every orphan’s heart is to be reunited with parents - and be adopted into a loving family. Deep inside, each of us is like an orphan, longing to know the One who gave us life and be adopted into a spiritual family where there is safety, love, and a deep sense of belonging. **Give impartation about God being our Father. Invite people to personally embrace their identity as His beloved sons and daughters because of Jesus.**

RECOMMENDED ALTERNATIVE: *Invite a spiritual parent you trust to share from their heart about God as a Father. Ask them (and other spiritual parents if you know some) to pray individually with participants afterwards as Holy Spirit leads.*

■ **DO IT:** Have people break into their simple church groups and do the activity below. Have each simple church discuss these scriptures together and pray for each other.

READ & DISCUSS: [John 1:10-13](#)

What do these scriptures show us about God?

What do these scriptures show us about ourselves?

READ & DISCUSS: [Luke 15:11-32](#)

- Which one of these sons do you relate to the most? Why?
- What insights do you see about how people relate to God in this story?
- How did the two sons perceive their relationship with their father?
- Why do you think people most often call this story “The Story of the Prodigal Son” rather than “The Story of the Really Good Dad”?
- What is God showing me about how I see Him?
- How am I relating to God as my Father?
- What lies have I believed about God the Father that hold me back?
- Have I embraced my identity through Jesus as God’s beloved son or daughter?
- What is God showing me about how I see Him?

PRAY *for each other personally in your simple churches under the leading of the Holy Spirit in response to this time.*

■ **DEBRIEF IT:** How did you encounter God the Father in this exercise? Have people from the various simple churches share with the large group.

Other scriptures
about knowing God
as a good Father:

[John 5:16-18](#)

[John 5:19-23](#)

[Matthew 3:16-17](#)

[Romans 8:29](#)

[Romans 8:16](#)

[Romans 8:15](#)

[Romans 8:15](#)



4. Overcome Ungodly Beliefs*

PURPOSE: *To expose the lies we've believed that hinder us, hurt us, and trap us. To bring healing, truth, and freedom to walk in the fullness of life God gives us as His sons and daughters.*

■ **HEAR IT:** There is an old story about Nick Sitzman, a strong, young bull of a man who worked on a train crew. It seemed Nick had everything going for him, but Nick was a notorious worrier and feared the worst about everything. One day the crew planned a birthday party for the foreman. Everyone left the train for the party except Nick Sitzman who was working in the refrigerator boxcar. Accidentally, Nick was left locked in the refrigerator boxcar.

When Nick realized he was locked in, he yelled and banged on the walls and the door. Finally, he found a knife and scratched on the wooded floor, "It's so cold, my body is getting numb. If I could just go to sleep. These may be my last words."

The next morning the crew found Nick Sitzman dead in the boxcar, with evidence of dying from cold exposure. However, it was found that the temperature in the refrigeration boxcar never got below 50 degrees.

Whether or not the previous story is true, the point of the story is: What we believe greatly effects our perception of reality.

Have you ever struggled with a lingering pattern of harmful behaviors, found yourself often worrying or belittling yourself, or perhaps found yourself often fearing that something bad will happen to you?

SHARE: *Tell a personal story about a time you found you were believing a lie, and God set you free from that lie by showing you the truth.*

The beginning of broken relationship between God and people in Genesis didn't start with an external "sin" – it first started with people believing a lie from satan. ("You won't die!" the serpent replied...) Believing the lie started them into the downward spiral of sinful actions that had repercussions for all humanity. Today it's not much different. Many times our sinful patterns and deepest hurts of life start the same way – believing the subtle lies from the enemy that distort our views of God, ourselves, others, and our hopes for the future.



* <http://restoringyourlife.org/resources/breaking-free.html>

Genesis 3 ¹ The serpent was the shrewdest of all the wild animals the LORD God had made. One day he asked the woman, "Did God really say you must not eat the fruit from any of the trees in the garden?"

² "Of course we may eat fruit from the trees in the garden," the woman replied. ³ "It's only the fruit from the tree in the middle of the garden that we are not allowed to eat. God said, 'You must not eat it or even touch it; if you do, you will die.'"

⁴ "You won't die!" the serpent replied to the woman. ⁵ "God knows that your eyes will be opened as soon as you eat it, and you will be like God, knowing both good and evil." ⁶ The woman was convinced...

Matthew 4:4 People do not live by bread alone, but by every word that comes from the mouth of God.

Romans 12:2 Don't copy the behavior and customs of this world, but let God transform you into a new person by changing the way you think.

John 16:13 When the Spirit of truth comes, he will guide you into all truth.

So, what are Ungodly Beliefs?

Ungodly Beliefs are beliefs about our selves; about others; about God; about life. The belief is often based on our past experiences and fears about the future. Our beliefs are a set of lenses through which we view and interpret life. When something "bad" has happened in the past, the enemy will try to get us to believe the lie that it will happen in the future. Sometimes we're not even fully aware of the beliefs we have. They lie in our subconscious, influencing us in subtle, but powerful ways.

OVERVIEW: What we believe influences how we behave. Likewise, how we behave impacts what people think about us. In turn, this affects how others behave towards us. Ultimately, how they behave towards us reinforces what we believed about ourselves in the first place. This is called the Pygmalion Effect, also known as self-fulfilling prophecy.

Given this concept, it's easy to see how what you believe about yourself greatly impacts your world! So let me ask you, what do you believe about yourself? And the real question is, does it line up with God's word?

The Holy Spirit is the Spirit of truth. He exposes the lies of the enemy and reveals God's truth about us. He empowers and frees us to experience the kind of abundant life God wants for us. We're going to experience this together in this next session.

PRAY over the group, then dismiss people to spend time working through the Ungodly Beliefs Worksheet.

■ **DO IT:** Spend 30-45 minutes alone, working through the Ungodly Beliefs Worksheet. You will do Steps 1-3 alone. (1 - 1.5 hrs recommended time) After each person is finished with Steps 1-3, get in pairs for another 30-45 minutes (You can use your partners from "Spend Heart to Heart Time" exercise on Page 22). Take turns doing Steps 4-5 together.



Ungodly Beliefs Worksheet *(make handouts for every participant)*

Breaking free from lies and believing God's truth about us will help us experience the "rich and satisfying life" Jesus promised us! Here is an overview of the steps you will take to overcome ungodly beliefs:

■ Identify the Ungodly Belief (UGB)

Fears, worries, anger, resentments, hurts, unbelief, doubts, bitterness and blaming are good indicators of UGB

■ Write the UGB

Express the UGB as a statement in approximately two to three sentences. Make it clear and crisp to emphasize the reality of the belief.

■ Write the Godly Belief (GB)

A good GB is a statement that agrees with what God's word says is true. We want to express the Godly way of looking at the core of that UGB. Ask Holy Spirit and use scripture to help this process.

■ Renounce and Repent of the UGB and Receive the GB

SAMPLE UNGODLY VS. GODLY BELIEFS

Ungodly Belief

I'm a bad person

I am/feel guilty

I'm unlovable

I was a mistake

I can't do _____

My prayers are ineffective

God doesn't listen to me

I am scared of everything

Sometimes I think I must be crazy

Godly Belief

I'm a godly person - righteous. [Psalm 31:1](#)

I have godly sorrow, which brings repentance and change. [2 Corinthians 7:10](#)

I'm loved and cherished. [John 3:16](#)

I was planned and created with a purpose. [Jeremiah 1:5](#); [Proverbs 19:21](#)

I can do all things through Christ who strengthens me. [Matthew 19:26](#)

My prayers are effective and needed. [James 5:16](#)

God listens and values what I say. [John 9:31](#); [Jeremiah 29:12](#)

God has not given me a spirit of fear. [2 Timothy 1:7](#)

God has given me a sound mind [2 Timothy 1:7](#)



Now, we'll go through a series of steps to help you identify Ungodly Beliefs (UGB) and step into freedom by embracing Godly Beliefs (GB)

■. **Submit yourself to God** - *Please pray/declare the following prayer out loud:*



Lord, according to Your Word in Romans 12:1-2, I choose to submit to the process of being transformed by the renewing of my mind. I ask You to search my heart today, enter my thought life, and make me aware of any wrong thinking or blind spots. I thank You that You have created me in Your image and that You desire to set me free from all negative ways that I view myself, others and You, God. I commit my way to You, Lord knowing that You will establish my thoughts. As you continue to renew my mind, I ask You to give me grace to cooperate with You fully in the process of changing my ungodly beliefs to Godly beliefs. I receive Your mind, Lord Jesus. I declare that I have been redeemed, forgiven, and sanctified. I belong to Christ, my body is the temple of the Holy Spirit, and I shall have victory today as I submit myself to this renewing and transforming process on the authority of, and in the Name of, Jesus Christ. Amen!"

■. **Identify Ungodly Beliefs - UGB Inventory** - *Please circle the number beside all the following statements which you feel are true to your experience:*

1. I don't belong, my feelings don't count, I'm not loved. I will stay isolated to avoid hurt. (Curse of illegitimacy)
2. I'm a bad person. I must wear a mask so people won't find out how bad I really am.
3. My value is in what I do and others evaluation of me. I must do whatever it takes to win others approval.
4. My secret life is OK as long as I appear good.
5. I must stay in control to keep my world peaceful, safe. I can't relax.
6. I am unattractive, not competent or complete as a man or woman.
7. I am the problem, when something is wrong, it is my fault.
8. I will always be _____ (angry, fearful, jealous, insecure...)
9. I will always have _____ (turmoil, financial problems, struggles...)
10. No one will ever know, care about or appreciate the real me.
11. I have wasted a lot of time and energy; my best years are over.
12. I have messed up so badly; I have missed God's best for me.
13. If someone hurts me I will cut them off or make sure they hurt as much as I do.
14. I must be guarded about what I say, because it may be used against me.
15. I have to protect and take care of myself because no one else will.
16. Authority figures (or others) will use and abuse me.
17. I will never be able to fully give or receive love. I don't know what it is.
18. God loves other people more than He loves me.
19. God makes big promises but He doesn't follow through.
20. I will never be able to do enough or do it well enough to please God.
21. Other:



■ Write Godly Beliefs

As you prepare to create Godly beliefs to replace the ungodly beliefs you have believed, it is important that you write out the new Godly beliefs. It is particularly important to put your Godly beliefs in your own words. This will help you receive the words. Also search the Scriptures and find one or more verses that undergird your new Godly beliefs.

Here are some examples to help you learn how to create Godly beliefs. The important question we are answering with the help of the Holy Spirit is, "What does God say about me (or the situation)?" As we allow His truth to be revealed to us, the truth about who we are or the truth about the situation begins to destroy the stronghold of lies.

EXAMPLE: Ungodly belief: "I am ugly." **Replace with Godly belief:** "I am fearfully and wonderfully made by God. I have been created in His image. As He heals me I will choose to see myself as He sees me." **Scriptures:** Psalm 139; Genesis 1

"Godly Beliefs" Short List - Please circle the number beside the "Godly belief" which corresponds to the number beside the "ungodly belief" you circled on the "Ungodly Beliefs" Inventory. You may personalize each one and add any corresponding Scripture references. Listen to the Holy Spirit to see if there is more to be added.

1. I am a beloved child of God. My heavenly Father has adopted me into His royal family. He is drawing me into relationship with my brothers and sisters in Christ. What I have to give is uniquely important.
2. God is healing me. I am a sinner saved by grace, fully accepted in the beloved. As others get to know me, they will discover that I am becoming more and more like the wonderful God I worship.
3. My value and worth are fully found in the unconditional love and approval of my heavenly Father.
4. I choose to walk in the light as God is in the light. Integrity is important to me.
5. I choose to give God control of my life and trust Him. I can rest in His ability to take care of me.
6. Though man may be pre-occupied with the outer appearance, God is interested in what goes on in my heart. I am fully complete through Christ.
7. God has gifted me and has given me grace so that I can be part of the solution to His glory.
8. I choose to walk in the fruits of the spirit. Love, joy, peace, patience, goodness, kindness, gentleness and self-control.



9. God's peace, love and joy abide with me through every circumstance I face.
10. God cares for me and Father's me as His very own child. I choose to believe that He will bring friends into my life who will love and appreciate me for who I am because they share the father's heart.
11. God restores what the locust has eaten. The best is yet to come.
12. God is an awesome redeemer. I choose to believe that in spite of my shortcomings the best is yet to come, living as a son/daughter.
13. When someone offends me, I can lovingly confront them with an attitude of forgiveness, reconciliation and unconditional love. I choose to keep my heart open and allow God to be my shield and defender.
14. As I grow in God's wisdom I choose to believe that what He has to say through me is important. I can speak the Truth to others with an attitude of love and leave them and their response to God.
15. God is my protection and strength. His promise is to never leave me or forsake me. I choose to embrace and rest in His loving, protective arms.
16. Because God is healing me, I can submit to authority with discernment and choose to believe that they will have my best interests at heart.
17. God is love. As I embrace His unconditional love, I can learn to love others from that place of love.
18. God uniquely and fully loves me. He has paid the dearest price for my redemption. My heavenly Father loves me with the same love that he has for Jesus.
19. God is true to His promises. As He is healing me and restoring my perspective about His nature, I can trust Him with all my heart and not lean upon my own understanding.
20. Because my heavenly Father loves me unconditionally, I can serve Him with excellence and rest in His unwavering affirmation. His strength is perfected in my weakness.
21. Other:



■ Break Ungodly Beliefs and Receive Godly Beliefs - Pair up with a partner.

Take turns praying through the following prayer steps. When one person is praying through their ungodly beliefs, the other person is there to be a witness, a support, and to pray in agreement with them for freedom.

NOTE: *Pray through one ungodly belief at a time that you previously identified using these three steps:*

1. I confess and repent of my sin of believing the lie that _____
(read one lie at a time).
2. Lord, I receive Your forgiveness for believing this lie and I forgive those who have contributed to my forming this ungodly belief. I renounce and break my agreement with this ungodly belief and I cancel all agreements I may have made with any evil spirits who would want me to continue believing this lie.
3. I now ask You Lord, to replace this ungodly belief with Your truth.
(Listen for the Lord to reveal a Godly belief. You may draw on a corresponding Godly belief that you circled from the Godly Beliefs section. When you are ready, declare your Godly belief.)
I choose to announce, believe, and receive the Godly belief that _____

Do these three steps with each of the ungodly beliefs you previously identified. When one person is finished, the other person will then pray through their ungodly beliefs.

■ Concluding Prayer - Take turns praying this out loud:

“

Lord, thank You for this renewing and transforming process. I ask You to bring an end to the effects of these ungodly beliefs. Continue to reveal Your truth to me; watch over, water, nourish and bring to a full harvest all of these new Godly beliefs.

Lord, I thank You that the power of the demonic is broken, and I declare that there will be no counterattacks by the enemy. I command any lying spirit that has contributed to these ungodly beliefs to be leave now and go to Jesus (Luke 8:31.)

Lord, I choose to submit to the Holy Spirit in all of these newly cleared-out areas. I pray for physical, emotional, mental and spiritual healing of any damage done. Lord, I ask that You would make me sensitive to falling back into old thought patterns or sinful habits. Strengthen me as I walk in this new freedom of your truths about me.

I ask all this in the name of Jesus, amen.”

DEBRIEF IT: For anyone who feels comfortable, spend some time sharing with the large group how you experienced the Holy Spirit and what He revealed to you during this exercise.



5. Enjoy a Sabbath

“On the seventh day, God rested.” [Genesis 2:2](#)

“Observe the Sabbath day, to keep it holy ... Six days you shall work, but the seventh is a Sabbath to the Lord your God.” [Exodus 20:8-9](#)

■ **HEAR IT:** Learning to rest and enjoy God’s creation is a vital part to a life-long walk with Him. People have sometimes twisted the principle of remembering the Sabbath into a religious affair, void of life and enjoyment of both God and each other, filling up their schedule with MORE work, albeit in the guise of religious activities. This is precisely the opposite of God’s intent for the Sabbath!

We don’t believe there is one particular day where people must celebrate the Sabbath, but we do believe in honoring the principle of the Sabbath. Setting aside time each week to stop working and enjoy times of recreation with God and each other is vital.

When the Israelites were set free from slavery, God commanded them to stop working for one day a week. Think of the paradigm shift this required: After a lifetime of working for slave-drivers, scraping by and surviving by virtue of how hard they worked, God now challenges them to stop their work for one day a week to honor God and enjoy times of rest. This represented a massive shift in practice for the Israelites. God even goes on to command them to throw massive celebrations and feasts several times a year. God loves rest and celebration!

You’ll be amazed at how much more enriching your relationships will be, your walk with God will become, and how much more productive your work and ministry time will become by simply developing the habit of honoring a Sabbath time.

Even if your SCPX scheduled time is shorter, we highly recommend you set aside some portion of time to simply rest and enjoy fun time together.

■ **DO IT:** Set aside time at your SCPX to do something fun. Enjoy nature, go on a hike, play games, or simply rest. The point is to experience God in a time set aside for rest and recreation.





? *Are people following Jesus in the context of loving relationships with one another?*

Below are exercises to help you facilitate the “Love Each Other” experiences. Use some, all, or others as you see fit.

1. Write a social covenant

PURPOSE: *To help participants come to agreement regarding how they will treat each other and handle potential conflict during SCPX. To give participants a precedent for facilitating healthy relationships with others.*

■ **DO IT:** **Day one, assign people to their simple churches for the duration of the SCPX.** Affirm to them that their simple church will actually function as a church during SCPX, albeit a temporary one. Their simple church will be the main context in which they will experience the Core Experiences together during the SCPX.

Have each simple church read the following scriptures together. Have each one write a short “social covenant” together to govern how they will treat each other throughout the week as a church.

NOTE: A “social covenant” shouldn’t be weird or dogmatic. In this context, it’s a simple way for people to come to agreement about how they will treat one another. Churches grow through the fabric of relationships; learning to preserve, protect, and nurture them is vital for the health of a church and its individual members.

John 15:12

Ephesians 4:31–32

Philippians 1:27

Galatians 6:1

Matthew 18:15–17

■ **DEBRIEF IT:** Have each simple church read their social covenant to the large group.



2. Spend Heart-to-Heart Time

PURPOSE: *To help participants facilitate relationships with a trusted friend where you can mutually encourage each other in your identity as God's child.*

A simple exercise you can use to cultivate relationships where people feel safe to process their hurts, challenges, fears, and breakthroughs at your SCPX is called “Heart-to-Heart.” It comes from a children’s book that basically encourages kids to talk with Jesus and their parents about their experiences from the day. This exercise will teach your participants to process the ups and downs of life through intimacy with Jesus and the counsel of a trusted friend. Cultivating this habit is like “bread” for your heart.

Have the participants get in pairs and share two good things and two bad things that happened today. Praise Jesus for the good stuff. Ask Him to touch the wounded areas of your heart. Consider setting aside time to do this daily in pairs. This is a super-simple exercise that participants can use to experience spiritual health, accountability, and encouragement throughout the year as they plant simple churches.

Learning to process the hurts of life, your challenges, your weaknesses, your fears, and your sins with a trusted friend are an essential part of a life of following Jesus.

You may want to practice this short exercise daily during your SCPX. It sets a precedent for simple church planters to be able to rely on other friends/mentors for support and accountability later.

NOTE: *Confidentiality and trust are important. Make sure people understand that what you discuss during Heart Bread, unless it poses a danger or a legal issue that requires you to tell someone else is strictly confidential.*

■ **HEAR IT:** Give impartation about the importance of realizing our fears, sins, and weaknesses and being able to process them authentically with Jesus and a trusted friend in a safe place.

■ **DO IT:** Get in pairs. (You can use your partners from “Overcome Ungodly Beliefs” on page 14.)

DISCUSS: What are two good things that happened today that you can thank God for? Pray short prayers, praising God for these things. What are two areas where you experienced hurt, fear, or disappointment? Pray short prayers for each other. Invite Jesus to come into these areas of each other’s hearts and minister to you. Cultivate an atmosphere of allowing the Holy Spirit to minister to you and your partner.

■ **DEBRIEF IT:** Discuss in the large group anything that people feel comfortable sharing about. How did it feel to share good things and bad things with a trusted friend? Did you feel safe? Did you feel awkward? How did you encounter Jesus through this exercise?

3. Lead Simple Church Gatherings

HEAR IT: Every week, all across the world, disciples of Jesus gather together to worship God, love each other, and seek God's will for their city. This is often called "church".

Throughout history, God has used many different expressions of the church in different cultures. Some meet in beautiful buildings, some meet in homes, some meet on the streets or in the public square of their village. Where they meet and the cultural style of their worship is not important. What matters most is that disciples are made who love each other and seek God's will for their city, their campus, and their nation.

The word, "Church" that Jesus used in the Greek language was "Ekklesia". It literally means, "Those called out to rule." This gives new meaning to the word Church. Together, we are called to demonstrate the authority of Jesus in the earth!

It is vital to live the truth of the gospel together as God's people– but it's not vital to protect our cultural expressions for how we do church. We often use the acronym **DNA** to describe the nature of the Church: **D**ivine Truth; **N**urturing Relationships; **A**postolic Mission.

DISCUSS: *How does the acronym "DNA" describe Jesus' body, His church? Has this been your experience of church?*

what do you do?

So what do you actually do in a simple church gathering? It is pretty simple: we try to do what the early church did.

"And they continued steadfastly in the apostle's doctrine and fellowship, in the breaking of bread, and in prayers." [Acts 2:42](#)

"How is it then, brethren? Whenever you come together, each of you has a psalm, has a teaching, has a tongue, has a revelation, has an interpretation. Let all things be done for edification." [1 Cor 14:26](#)

Remember, the key is not the method or format. Rather, the key is following the Biblical pattern, adapting it to your own context and, most of all, listening and following the leading of the Holy Spirit in each gathering.

At its most basic form, a church is a group of disciples who follow Jesus together, wherever they are. In this session you will develop some basic skills to help a new church grow.



Word, Worship, and Fellowship. (WWF)

The format of WWF (Word, Worship, Fellowship) is an easy format to use to build up a new simple church.

Word

Spend time reading and interacting together with God's word. A good place to start is reading through stories of Jesus together, found in Matthew, Mark, Luke, and John. If people don't have Bibles, print the story out for everyone to read. When you read one of the stories about Jesus (or other scripture), discuss together:

- *What does this show me about what Jesus is like? What does this show me about what people are like?*
- *How can I apply this to my life? Who else needs to hear this?*

Worship and Prayer

Spend time worshipping God and praying together. Remember, worship is simply setting your mind's attention and heart's affection on God. You can do this by singing songs together or reading some of the Psalms out loud. You can take turns saying something out loud that expresses affection for Jesus. (eg: "Jesus, You are" Be creative!

Spend some time praying to God for each other. Remember to pray specifically for people who don't yet follow Jesus who you know. (See Luke 10:2) This helps keep the focus of the church not only inward, but also outward. Most importantly, listen to the Holy Spirit and be sensitive to His leading.

Fellowship

Share a meal, coffee, etc. and talk about how God is working in your life, struggles you are having, and ways you are celebrating answered prayers. Remember, a Christian gathering without relationships is not yet a church; it's just a meeting!

A simple church is not just a gathering; it is a spiritual family of people we care about, people who follow Jesus and do life together as a 24/7 community. Everyone depends on God and one another, and everyone gets to really know each other--the good, the bad and everything in between.

■ **DO IT:** Break into your simple churches. Practice Word, Worship, and Fellowship together. Make sure that each person in the group is leading some aspect of the gathering and that all the elements of WWF are included. Encourage participants to exercise creativity throughout their time together. Come back in one hour.

■ **DEBRIEF:** How did you experience Jesus together during this exercise? What was awkward? What was meaningful?

NOTE: *It is a good idea to facilitate multiple times (eg: daily) for people to practice simple church gatherings during SCPX. This sets an experiential precedent for students to plant simple churches after SCPX.*



4. Do Communion and Baptism

■ **HEAR IT:** Communion and Baptism are two of the relatively few “rituals” Jesus gave us. In this section, we’ll rediscover the powerful and sacred simplicity of these rituals and empower you to practice them.

Communion

PURPOSE: *For participants to discover that they can experience Jesus through communion in the rhythms of their daily life – and invite others to experience him also.*

Read Luke 22:1-20

➤ *Why do you think Jesus chose to introduce this “ceremony” over a meal with His closest friends on the night before He died on the cross?*

EXPLAIN: *Communion is a powerful and easy way to interact with God.*

- Communion is a tangible reminder that Jesus is a real Person, with real flesh and blood, who really gave His life for us. Holding the bread and wine in our hands is a way of remembering that Jesus is not just an idea or a mythical historical figure, but a very real Person who is very present with us by His Spirit.
- Communion is one of the very few ritual forms of worship that Jesus Himself initiated.
- Bread and wine were the most common foods on the historical Jewish table. Today in our culture, we do not always have bread and wine (or juice) readily available. However, we want to remember Jesus through the practice of communion as often as we share a meal together or share in fellowship. Don’t get hung up on needing bread and wine to participate in communion - almost any symbol can be used to represent the body and blood of Christ.
- Communion was introduced as a way to remember Jesus with our closest friends over a meal. Believers can practice this anytime, anywhere. This doesn’t take away the sacredness of communion – it brings the sacredness of Jesus into the rhythm of our daily lives and relationships.

■ **DO IT:** Have participants gather in their simple churches and find whatever elements they can to share in communion together (even if all they find nearby is chips and soda or coffee and donuts!)

- Practice WWF together. Take communion as part of worship.
- Encourage participants to ask Holy Spirit to give them deeper understanding about the significance of communion and have a conversation together about it.



■ **DEBRIEF:** Return to the large group and discuss together:

➤ *How did you experience Jesus during communion? What did you find to celebrate and remember Jesus with? Did anyone feel awkward worshipping Jesus through communion in a different way? How often are we allowed to do a ceremony like this?*

EXPLAIN: Sometimes we can become so accustomed to our external church traditions that we think they are sacred, rather than the Biblical meaning behind those traditions and the motivation of our heart to be close to Jesus. When we become like this, our hearts can become callous and we can inadvertently drive ourselves from intimacy with the Holy Spirit.

- Dipping bread in one cup is an old liturgical form that can be done anywhere
- Almost any symbol can be used to represent the body and blood of Christ

➤ *“Can non-Christians participate in communion?”*

ANSWER: The warning in 1 Corinthians 11:27-32 addresses believers who are abusing the Lord’s Supper for personal gain. In the very first communion that Jesus gave, he did not exclude the unbeliever that was at the table (Luke 22:14-23 and John 13:10-11). Communion is a powerful and beautiful ritual Jesus gave us to remember Him. It can be an opportunity to invite people to personally believe upon and encounter Jesus. Communion can be a meaningful, life-altering way of remembering Jesus and receiving afresh His grace through His body and blood with people you have fellowship with. Taking communion is not a ceremony only to be served in certain establishments by sanctioned individuals. All disciples of Jesus can remember Jesus anytime, anywhere. Let Jesus permeate the rhythms of your life and relationships!

“Do this in remembrance of Me...”

Baptism

PURPOSE: For students to understand and experience the significance of baptism. To impart to participants that they have authority (and responsibility) to baptize new believers as they teach them to obey Jesus.

■ **HEAR IT:** For a humorous intro to the exercise, find the video clip from Nacho Libre where the main character attempts to baptize his friend involuntarily. (You can find the clip on YouTube, under “Nacho on Baptism.mp4”)

We also recommend showing a powerful video of students baptizing other students in the middle of UNLV’s campus in the winter of 2009. This took place during the second SCPX in 2009. (You can find the video on SCPX.org under “Resources,” or follow this link to “Student CPX Baptisms Vegas” at: <http://www.scpX.org/resources#post-105>)

■ **DO IT:** Break up into groups:

- Group 1: Read Acts 2:37-41 to discover why we baptize.
- Group 2: Read Romans 6:3-8 to discover why we baptize.
- Group 3: Read Acts 10:44-48 to find out when, where, and by whom people are baptized. |
- Group 4: Read Matthew 28:18-20 and John 4:1-2 to find out who Jesus wants to do the baptizing. **Come back together and have each group explain to everyone what they found to be true in Scripture.**

EXPLAIN: *Baptism demonstrates and confirms repentance. It means dying with Christ to sin and rising with Him to new, eternal and holy life.*

➤ *At what point should seekers be counted as new believers? Why?*

• **ANSWER:** When they have been baptized (Acts 2:41). Baptism is outward action of faith in Christ. If someone is not serious enough about their decision to follow Jesus to get baptized, we probably cannot yet count them as a true disciple. If the new believer has truly surrendered his/her life to allow Jesus to be his/her Lord and King, baptism is a natural step of obedience. (A great analogy for faith and baptism is the picture of marriage and a wedding ceremony - a person can claim to be in love and committed, but until they follow through with some kind of wedding ceremony, they are not legally recognized as being married.) There are sometimes specific cultural factors to consider (eg: waiting until their whole family can be present, or to include others they are following Jesus with), but on principle, baptism should not be delayed.

➤ *As a disciple of Jesus, do you have authority to baptize people?*

• *From whom or where do we get authority to baptize people?*

ANSWER: Jesus gives all believers authority (and a command) to make disciples and baptize them. The authority for this comes from Jesus. If a non-Biblical tradition hinders a Christ follower from baptizing others and making disciples, it is a violation of Jesus' command to us.

SHARE: Tell stories if you have them about people you know coming to Jesus and being baptized.

➤ *Is there anyone who has never been baptized since becoming a follower of Jesus?*

• *Would you like to get baptized now?*

■ **DO IT:** If there are people who want to be baptized, have others in the SCPX, perhaps people in their simple church, facilitate the baptism.

Also, be ready at any time during your SCPX to baptize new believers who have started following Jesus as a result of your sending experiences.



5. Make Church Interactive

“When you meet together...everything that is done must strengthen all of you.” [1 Corinthians 14:26](#)

“Let the message about Christ, in all its richness, fill your lives. Teach and counsel each other with all the wisdom he gives. Sing psalms and hymns and spiritual songs to God with thankful hearts.” [Colossians 3:16](#)

“All of you together are Christ’s body, and each of you is a part of it.” [1 Corinthians 12:27](#)

■ **HEAR IT:** Empowering and releasing the gifts of every person is vital for the growth of individuals, the health of a church, and for the potential multiplication of the church to reach new groups of people.

This section will explore a few ways to help facilitate churches where “everyone plays.”

Inductive Discussion

Though there are certainly times where it is appropriate for one person to give a monologue “teaching”, we find that it’s very helpful to facilitate interaction in churches to provide maximum opportunity to apply the scriptures to our lives and facilitate an environment where everyone shares responsibility for ministering to others in the group.

Discussing scriptures together and applying them to our lives are a simple and powerful way to facilitate Bible learning and life application in a simple church. This lays the foundation for a culture in the church where “everyone participates.” This method of learning, discussing, and applying scriptures to our lives is called an “inductive method.”

You can use the inductive method with almost any portion of scripture. For this exercise, we’ll start by using the Inductive Method to look at the Seven Signs of Jesus. This is a great tool to use, particularly when a simple church is starting with new believers or among people not yet following Jesus.

NOTE: *The Seven Signs of Jesus is particularly useful for facilitating interactive discussion among people who are just learning about Jesus. You can use the same discussion methods listed in this exercise with almost any story from the Bible for believers of all spiritual maturity levels.*

The Seven Signs of Jesus is a tool that has been used over and over to help people encounter the power of God’s word and lay a foundation in new simple churches. They create interdependence within the group and nurture group interaction. It is really exciting to watch new believers experience transformation as they interact with God’s word in a simple church! What do you do when people start to show curiosity about Jesus? The Seven Signs of Jesus is a GREAT place to go next.

When a spiritual conversation opens up, take a step of faith and ask them if they would like to simply discuss Jesus stories together sometime. If they just became a follower of Jesus, ask them if they want to do it with some of their friends. Through this simple process, many students have started discussion groups using the Seven Signs of Jesus that have resulted in students saved and simple churches planted.




The Seven Signs of Jesus – exercise

The Seven Signs of Jesus is just one example of a discussion tool you can use with an individual or with a new simple church that is forming. You can use this same discussion method for almost any story from the Bible. It is a simple, yet powerful, Bible learning method. The Apostle John said, “...these are written that you may believe that Jesus is the Christ, the Son of God, and that believing you may have life in His name” (John 20:31).

In the book of John there are seven miracles or signs Jesus performed:

1. Changing water into wine (John 2:1-11)
2. Healing the royal official's son (John 4:46-54)
3. Healing the paralytic at the pool (John 5:1-18)
4. Feeding over 5,000 with fish and loaves (John 6:1-14)
5. Walking on the water (John 6:15-25)
6. Healing a man born blind (John 9:1-41)
7. Raising Lazarus from the dead (John 11:1-46)



The purpose of these miracles or signs is for those who read them to believe that Jesus is the Christ. When you begin to grow friendships with people who aren't yet following Jesus, an easy and powerful next step is to simply ask, “Would you want to read some Jesus stories and talk about them together? Then, have them pick a time and place that is convenient for them – or start right then.

Read one of the passages in John where Jesus performs a miracle.

I ask four simple questions:

1. What does this tell us about the way people are?
2. What does this tell us about what people need?
3. What does this tell us about what Jesus is like?
4. How can you apply this to your life?

If you're meeting with non-Christians, you might want to print out the passage of scripture on pieces of paper and hand them out so everyone can read along and get involved. Each person in the group takes turns reading a few verses until you finish the story. Then discuss each of the questions above.

Usually when students use the Seven Signs inductive discussion, non-Christian students begin to be fascinated with Jesus and want to learn more. Oftentimes, people become followers of Jesus very quickly. Read the story, ask the questions, and let them discuss together the wonderful person of Jesus. Watch for how students' hearts are responding to the Holy Spirit and follow up with them through the following week. It is that simple.

It's important to remember that in these types of meetings, you're not telling everyone what the stories mean. It's seldom effective to get "preachy" with a brand new group that is forming. You can be involved in the discussion and give exhortation when you feel the Holy Spirit prompting you. However, you are trying to get them to read the scriptures and let the Holy Spirit give them insights. This method of reading and applying the scriptures together in a group forms a precedent for the group as it grows into a simple church.

You will be amazed how much insight, knowledge, and revelation non-believers will receive in a new simple church as they're given opportunities to examine the words of Jesus. It is simple, yet powerful and life transforming. And anyone with a willing heart can do it!

■ **DO IT:** Break into your simple church groups. Pick one of the stories from the Seven Signs of Jesus.

Use the following format to facilitate discussion:

1. What does this tell us about the way people are?
2. What does this tell us about what people need?
3. What does this tell us about what Jesus is like?
4. How can you apply this to your life?

■ **DEBRIEF:** Gather back into the large group. Discuss together what insights people gained from the stories and share about the experience.

➤ *Who do you know who may not be likely to attend a church, but would be open to discussing Jesus stories together in informal gatherings?*


NOTE: Sometimes people who have been following Jesus for a long time struggle with this exercise. The Seven Signs of Jesus tool is very good for people who are just starting to investigate Jesus and may have never read a Bible before. The Seven Signs of Jesus tool is a great way to start forming a group of non-Christians together to investigate Jesus and then potentially grow into a simple church.

Prophetic Prayer

■ **HEAR IT:** The practice of nurturing interactive participation in a church - where all people in the church have a place to utilize their gifts to encourage others - is vital for reproducing healthy churches.

READ:: [1 Corinthians 14:26-33](#): "When you meet together, one will sing, another will teach, another will tell some special revelation God has given, one will speak in tongues, and another will interpret what is said. But everything that is done must strengthen all of you...Let two or three people prophesy, and let the others evaluate what is said..."

Encouraging each other through prophetic prayer is a vital aspect of healthy churches where everyone participates and uses their spiritual gifts.



■ **DO IT:** Get into your simple church groups. Ask the Holy Spirit to minister to each person in the group through prophetic prayers. Each of you take turns receiving prayer. For each person being prayed for, let 2 or 3 of you take turns laying hands on them and speaking out words of encouragement, based on what you sense the Holy Spirit wanting you to speak to the person being prayed for. Don't worry about making long prayers. Don't be afraid of making mistakes. You can just say short, encouraging words you're thinking about for them. You may see a picture that you think about as you're praying for them. You may hear a word in your mind you feel you're supposed to share. You may also think of a scripture to tell the person that will encourage them. It is up to the others and the person receiving prayer to discern whether the words are edifying and if they are Biblically true and accurate.



■ **DEBRIEF IT:** How was this experience? How did you feel when you were praying for someone? How did God minister to you through the words of others?

You can also do this exercise at any time during the large group times of worship and prayer. This exercise is a simple, powerful way to encourage people to become sensitive to the Holy Spirit and develop an awareness of their ability to minister to others.

Creative Worship

PURPOSE: *To empower students to develop creative expressions of worship as they connect with God.*

Encouraging and releasing people's creativity is a vital aspect of a healthy movement of new churches. Students will be invited to create new forms of worship, prayer, dance, art, spoken word, etc. that express the heart cries of their generation. As much as possible, the models students learn for prayer and worship should be replicable on their campus/city throughout the year.

■ **HEAR IT:** The scriptures are full of examples of people passionately encountering the Lord in times of prayer and worship. Are worship and prayer something we do only in specially designated places? Does God give us one set style for worship and prayer? Can we meaningfully interact with God at any time, focusing our love and affection on Him? Can we create new forms to express our worship and love for God?

Many stories in missions history show that when people start worshiping God and presenting the truth of who He is through creative art forms and relevant contemporary language, the result is massive amounts of new people following Jesus and new movements of the church.

PURPOSE: *To help release your creativity and encounter God through times of worship.*

■ **DO IT:** Invite people to break into their simple church groups. Have each simple church create a way to worship God, whether it's spoken word, dance, or a new worship song. Have each simple church then return to the large group and lead the large group in a worship experience. Encourage them to be brave and create!

■ **DEBRIEF IT:** How did you encounter God during the times of creative worship/prayer?

What are you learning?



6. Appoint Elders

An elder is someone who shows consistent faithfulness in their walk with Jesus, is spreading God's word to others, and shows a special care for serving others in their church family.

■ **HEAR IT:** As the gospel expanded through the first century, the normative pattern for the growth of new churches in new areas led to the appointment of elders to help shepherd these communities.

The pattern usually looked something like this:

- Paul and his team go to a new place to tell people about Jesus. Along the way, they would often heal some sick people and cast out demons.
- They would baptize these new followers of Jesus, often entire households of people, or a network of their closest relationships.
- They would pray for these new disciples to receive the Holy Spirit.
- They would teach them some basic things about how to follow Jesus and gather together to worship Him. These gatherings were often right in their houses or other normal gathering places.
- Paul and his team would move on to a new area.
- After some time, Paul would send back a team to see how the churches were doing and to find people of good character and faithfulness to appoint as elders in those young churches.

In a network of simple churches on campus, we've found this process easily applicable and very effective for the health of churches that are planted by students. Learning this process while a student is an invaluable experience that will help them as they follow Jesus beyond college after graduation.

DISCUSS AS A GROUP:

At what point in the growth of a simple church, or group of simple churches, would it be appropriate to appoint elders?

What kinds of characteristics should you look for in elders?



Below are exercises to help you facilitate Love the Lost Experiences. Use some, all, or others as you see fit.

1. Receive the Holy Spirit

“You will receive power when the Holy Spirit comes upon you...And you will be My witnesses in Jerusalem, Judea, Samaria, and to the ends of the earth.” Acts 1:8

PURPOSE: *To cultivate an atmosphere of “eagerly desiring” the gifts of the Holy Spirit. To facilitate times for participants to personally experience the empowering presence of the Holy Spirit*

Jesus sends the Holy Spirit to empower us and send us on God’s mission for the world. Often times today, the Holy Spirit is the most neglected Person of the Trinity. Gifts of the Holy Spirit are often misunderstood, misused, viewed with suspicion or denied completely. This section will help you facilitate opportunities for students to explore the scriptures concerning the Holy Spirit and personally encounter Him.

The initial part of this time can be more of an intentional teaching/impartation time if you or another leader you trust feels led to share out of personal experience. You can also make the initial part be discussion based, like the majority of other sessions throughout the SCPX. Regardless of the manner in which you decide to present this topic, it is important to remember to give your participants ample time to respond to the truths being presented by leading them to welcome the Holy Spirit. The Holy Spirit is not just a doctrine to be taught, He is a person of the Trinity to be known and experienced.



HEAR IT: The Book of Acts and the entire New Testament are full of stories of the gospel spreading, lives changing, and the Church growing through ongoing powerful encounters with the Holy Spirit. We need the power of the Holy Spirit to effectively do the same in our generation.

Many people perhaps feel a bit like the men Paul met in Ephesus:

“We haven’t even heard about the Holy Spirit!” Acts 19:2

Explore these verses together about the Holy Spirit. Share experiences you've had with the person of the Holy Spirit. You can include some, all, or others in your teaching or discussion, whichever avenue you feel led to take: *(You can have different volunteers read each scripture aloud and discuss them together)*

John 14:16-17 John 16:5-15

Acts 1:8 Acts 2:1-13; 32-41 Acts 10:44-48 Acts 19:1-7

Romans 5:5 Romans 8:15-16

I Corinthians 14:1 Galatians 4:6-7 Luke 11:9-13



Who does God the Father give the Holy Spirit to, based on these scriptures?

Ideas you may want to address:

- Holy Spirit is an adopting spirit. His voice confirms and reassures us that we are God's true sons and daughters.
- We can have a deep knowing and experiencing of God's love through the power of Holy Spirit.
- Holy Spirit leads us to truth.
- Holy Spirit gives us power to be a witness for Jesus
- Holy Spirit empowers us with spiritual gifts to build each other up and advance God's mission.
- The Holy Spirit is seldom "passively received."

Several times in the book of Acts, when people became followers of Jesus, they were specifically prayed for afterward to receive the baptism of the Holy Spirit. (Sometimes they weren't, or it is not mentioned). After people in Samaria received Christ and had been baptized, the apostles came later and prayed for them to receive the Holy Spirit. (Acts 8:14-17)

The disciples, after Jesus' resurrection, were told to "wait" until the Holy Spirit came to fill them with power for the mission ahead. They were "saved" but hadn't yet received the baptism of the Holy Spirit.

We are exhorted to "eagerly desire" the gifts of the Holy Spirit"(I Corinthians 14:1) – not just be passively open to them.

You may want to assess the spiritual background of your SCPX participants. Some participants may be very unfamiliar with anything regarding the Holy Spirit and may need further instruction beyond what is provided here.



People who love Jesus sometimes still haven't experienced gifts of the Holy Spirit for a few reasons:

1. They've never heard of them (see Acts 19:1).
2. They've seen them abused or used poorly (Corinthians is a letter addressing the church in Corinth where this was happening. The purpose of the letter was never to encourage suspicion or criticalness of Holy Spirit gifts – but to realize many people were using their gifts in ways that weren't edifying to everyone.)
3. They've developed a subtle suspicion or even fear about the Holy Spirit.
4. They've been exposed to a form of Christianity that focuses on intellect and external behavior (believe certain doctrines and act a certain way) while neglecting the Biblical examples of experiencing an intimate, life-giving relationship with God through the Holy Spirit.
5. They feel they're not "good enough." This is a lie – Jesus makes you righteous and adopts you into God's own family.
6. They've never asked or don't really want them.

How to Receive the Holy Spirit

Luke 11:13 – Who does God the Father give the Holy Spirit to? (Those who ask.)

Acts 2:1 – Praying with expectation of the promise of the Holy Spirit.

Acts 10:44-48 – They received the Holy Spirit while they were hearing about Jesus. How did the apostles know they'd received the Holy Spirit? ("For we hear them speaking in tongues.")

Acts 8:14-17 and Acts 19:1-7 – Laying on of hands.

■ **HEAR IT:** There is no right or wrong way to receive the Holy Spirit. The important thing is that you desire to receive Him and desire the gifts He brings. We're going to facilitate a time to do that right now.

Lead people in a prayer to receive the Holy Spirit. Begin to worship, pray, and seek God as a group together. Either in the large group or in the small churches, facilitate a time where people can individually ask for the Baptism of the Holy Spirit.

■ **DO IT:** In small churches, or the large group if that seems best, facilitate a time of worship and prayer. Cultivate an atmosphere of eagerness for the Holy Spirit.

Have people pray for those who want to receive the baptism of the Holy Spirit. Don't be afraid to try or be worried about forcing things to happen. Simply do what the believers did in the book of Acts: Lay hands on each other and pray for the baptism of the Holy Spirit. Some may experience spiritual gifts, others may just sense peace and need time to continue seeking and receiving the Holy Spirit throughout the week.



“Follow the way of love and eagerly desire the gifts of the Holy Spirit – especially the ability to prophesy.” [1 Corinthians 14:1](#)

■ **DEBRIEF IT:** Invite people to share stories of how they personally encountered the Holy Spirit.

NOTE: Sometimes people experience gifts of the Holy Spirit right away. Other times they don't right away. Encourage people to cultivate an eagerness for the Holy Spirit and a faith that God has promised to fill them. Don't fabricate or manipulate people into “faking something” (the Holy Spirit doesn't do that). Many people will go through an experience like this, then begin to experience gifts of the Holy Spirit at a later time. The important thing to remember for this experience is to facilitate a time of seeking for the Holy Spirit and leading people past a place of mere “openness” to the gifts of the Holy Spirit and into an “eager desire” for them. Encourage people, regardless of what they do or do not experience that, if they have asked, the Holy Spirit is in them and will continue to reveal Himself to them and give them spiritual gifts to help them in their walk with the Lord. Tell them not to be discouraged if they didn't experience anything right away.

2. Lead People to Jesus

Choose some or all of these sections depending on your schedule. Regardless of how you facilitate the evangelism exercises, **THE MOST IMPORTANT THING** is that you give participants the opportunity to practice them in real-life situations on the campus/city during your SCPX.



S.A.L.T.

■ **HEAR IT:** Sometimes we can get so nervous when we begin to think about evangelism. Many of us have come to think of evangelism as an activity whereby we build up our adrenaline and go out to “do our duty” of passing out tracks or invite people to a Christian outreach meeting. In reality, evangelism can be fun, simple, and powerful when it flows through the course of normal encounters with people. Most people I've ever led to Christ simply started with a conversation I turned toward talking about Jesus. Sometimes these conversations led to powerful encounters with the Holy Spirit. As God's children, we can live “naturally supernatural” lives! The gospel is more powerful than you think it is!

SALT is a simple and effective tool for sharing Jesus in conversations.

(S) Start a Conversation. Simply meet people and start conversations with them. For goodness sake, be normal. People are just people, no matter how lost or spiritually confused they are.

(A) Ask Questions. Get to know them. Find out where they're from and what they study. To turn the conversation toward God, ask a few simple questions. A great starter question is, "Have you ever had any experiences with Jesus?" or "Do you have a spiritual background?" Sometimes, the Holy Spirit will give you a word of knowledge or simply a feeling about someone. Be aware of His leading.

(L) Listen. People don't care what you know until they know you care. People are almost always more willing to listen to you when you've taken the time to listen to them.

(T) Tell your Story. Ask, "Can I tell you about my experience with God?" Tell your story in a few minutes in simple, non-religious language. DO NOT focus just on external behavior changes. Focus on Jesus and how a relationship with Him has changed your life.

Often times after practicing this simple SALT method, I will ask the person, "Do you want to get together again and discuss some stories about Jesus together? I'll then continue to build the friendship and lead them toward Jesus. Sometimes they are ready to start following Jesus right then! Listen for any nudges from the Holy Spirit and watch for how God may be working in their heart.

"Christianese" and communicating in ways people understand

***PREPARE:** *You will need a whiteboard or a poster board and markers.*

■ HEAR IT: We often use so much weird language that someone with little or no spiritual background understands what we are trying to communicate. The point of this exercise is to retrain us to think and speak in simpler language.

As a group, come up with your own list of "Christianese" or religious words. Have someone write all the suggestions on one side of the whiteboard. Some examples might be:

- Christian
- resurrection
- salvation
- redemption
- propitiation
- sins
- grace
- blood of Jesus
- righteous
- Bible study



Then, come up with a list of alternative words and phrases that anyone could understand. Write these on the other side of the whiteboard. Some examples might be:

- friendship with God
- Jesus puts us in right-standing or right-relationship with God (as opposed to “righteous”)
- raised from the dead (as opposed to “resurrection”)
- follower of Jesus (as opposed to “Christian”)
- stories about Jesus (as opposed to “Gospels,” “New Testament,” or “Bible study”)

Sharing Your Personal Story with Jesus

■ HEAR IT: One of the easiest and most effective ways to inspire people to encounter Jesus is to tell your personal story of how Jesus has affected your life.

Below are tips on how to share your personal story. Once a conversation has turned to spiritual things you can usually find a way to naturally share an account of how you came to follow Jesus. Your personal story with Jesus should contain at least three elements. You should be able to share these basics in about three minutes.

Three Parts of Your Personal Story with Jesus:

1. Tell what your life was like before you began a relationship with Jesus.
2. Tell how you came to believe in and follow Jesus.
3. Tell what difference Jesus has made in your life.

Many people in the Bible shared their personal stories of encounters with Jesus to influence others. Some examples are the Gerasene demoniac (Mark 5:18-20), the Samaritan woman (John 4:28-30, 39), Peter and John (Acts 4:18-21) and Paul (Acts 9:1-22; 22:3-16; 26:9-18). You should read these passages to get some ideas about how to share your faith in this way.

Your testimony should be simple, focused on Jesus, and non-religious sounding (non-Christians who’ve never read the Bible don’t understand phrases like “the Bride of Christ,” “atonement,” “covered in the blood,” etc.) Although these concepts are important, you should use words that people who have never read a Bible can understand. Find practical ways to share the impact and truth of Jesus with words people can understand.

Don’t worry if you don’t have an amazing, supernatural, “Jesus raised me from the dead” kind of story. Many times it’s the “normal” stories of how you experience Jesus in everyday life that speak most powerfully to people who don’t know Him yet.



PRACTICE: (30 minutes) How has Jesus personally changed your life? Write out your personal story of how you began following Jesus and how He has affected your life.

Try to use these three elements for your story to help you:

1. How my life was before I met Jesus
2. How I encountered Jesus and started following Him.
3. The difference Jesus makes in my life.

Write this so you can tell your story in about two minutes. Remember to avoid using “Christianese.” After about 30 minutes, have participants partner up and practice telling each other their personal story. Practice until each person can share their story in 2 minutes or less, using no “Christianese” words.

Sharing God's Story

God is writing a story through human history. The scriptures show this story, starting in the beginning, telling what happened up until Jesus and the first century, then showing us glimpses of what the final culmination of history will look like in eternity: every tribe, tongue, and people group standing before the throne of Jesus. Telling God's story briefly is a powerful tool for communicating God's heart to someone.

PRACTICE: (30 minutes) Have participants pair up again. This time, have them attempt to write and/or tell the story of God and salvation in ten sentences or less - again, with no Christianese. This activity requires more thoughtfulness and is therefore more time consuming; however, it is highly beneficial in helping participants learn how to effectively communicate God's heart for people in everyday conversations. Have people share their summary of God's story with each other.

Leading Someone to Jesus

■ **HEAR IT:** Many times, after I have shared my personal story with someone, I can see something is stirring in their heart (though not always!). If I sense their heart is open, I'll ask them:

“Have you ever had an experience with God like what I talked about?” Sometimes I'll simply ask them, “Would you like to start your new relationship with God right now?” If they say yes, I simply explain who Jesus is and why He came. **Then I lead them in a simple prayer to:**

1. Repent (change your mind about God; be sorry for living outside of relationship with Him and ask His forgiveness for the bad stuff you've done.)
2. Believe that Jesus came to forgive these wrongs (sins), He died, and rose again to restore your relationship with God.
3. Receive Jesus by faith – confess that Jesus is now Lord of your life and accept Him as the new leader of your life.

Immediately, start a plan to follow up with them for discipleship and to begin to reach their other friends who need to hear about Jesus.



■ **DO IT:** Send the pairs out to the campus or city to spend a few hours making new friends. They can spend time in a coffeeshop, going for a walk, playing soccer, going swimming etc. The point is to spend strategic time with people who don't know Jesus. Give the participants specific instructions to practice S.A.L.T, share their personal story, and/or share the story of God with at least one non-believer during their time "out." Instruct people to try to establish a way to connect with people again when it seems appropriate. (Phone #, facebook, etc.)

■ **DEBRIEF IT:** After this experience, return and share stories of what happened and what you learned.

3. Rediscover Church

■ **HEAR IT: Discuss in large group:** What images and words first come to your mind when you hear the word, "Church"?

ACTIVITY: Gather into your simple church groups. **Read Acts 2:41-47.** What does this passage show us about characteristics of how the church can look? Make notes of these different characteristics.

Return to the large group and discuss people's insights. How has your perception or experience of church been similar to this? How has it been different?

ACTIVITY: Have participants look up the following Scriptures and choose volunteers to read them out loud to the rest of the group. **Read 1 Kings 8:27, Isaiah 66:1, and Acts 17:24-25**

Ask: "Is the church a building?"

Read John 4:20-24

Ask: "Is the church defined by certain sacred places for worship?"

Read Acts 2:42-47

Ask: "Is the church a one hour service one day a week? Or is it everywhere all the time?"

Read Genesis 9: 1& 7, Matthew 28:19-20, and Acts 1:8

Ask: "Is the Kingdom of God meant to be centralized or decentralized?"

Read Ezekiel 37:26-28 and 1 Corinthians 3:16; Revelation 1:4-6

Ask: "Are we all meant to be priests and leaders?"



What did Jesus Teach about Church?

The Church is Proactive. It is not a “Protection from the World Social Club.” As a group, invite Holy Spirit to bring more understanding to each of you as you discuss what Jesus taught about church. One of the reasons Holy Spirit has come to us is to teach us all things and bring to our minds everything Jesus said when He was on the earth. (John 14:26)

WATCH: Two Minute Video, “This is Church”

http://www.youtube.com/watch?feature=player_embedded&v=rk8ERxqCZqQ

This is an excellent video that will help paint a vision for disciple-making and simple church multiplication.

Read Matthew 16:13-20 together

? *What does this passage reveal about the church?*

Ideas to fuel your conversation:

- Jesus builds the church (I build my church)
- Jesus leads His church
- Church is a building? A meeting?
- The church will face opposition; hell will try to conquer, but won't succeed.
- The church is unstoppable and powerful

Read Matthew 28:18-20

? *In what ways might church look when it flows from these scriptures as a guiding model?*

• *What various spheres of society can you think of where we could make disciples?*

What would it look like for Jesus' church to grow there?

Ideas: business, government, media, arts and entertainment, education, the family, and religion).

NOTE: Jesus uses the word “church” only twice in the gospels: once in this passage, and once in Matthew 18 when He gives instructions on how to handle conflict.

The Greek word for “church” that Jesus uses is “ekklesia.” It essentially means, “those called out to rule.” Throughout SCPX, you will discover when we follow Jesus together and make disciples, God will begin to multiply His church through us.

How Does The Church Grow?

■ **HEAR IT:** It is important to realize that not everyone we talk to is going to respond to the Good News. That is OK. We are called to concentrate on those who will respond.

Where and How do We Sow?

***PREPARE:** Find the Frog & Toad episode where Toad plants a garden. (You can find it on YouTube under “Frog and Toad - The Garden.” It is a five-minute clip.)

Read Mark 4:26–29 and show the Frog and Toad episode

Ask: What can we learn from this story about how God’s kingdom grows through us?

Ideas:

- The work is not too hard.
- We can all do it.
- We need to be faithful to sow seeds.
- We should quit doing things that aren’t really necessary to making things grow.
- We should make sure to trust God to do his part.
- What we DON’T do is as important as what we DO do.
- We must refuse to control the work and trust God.

ACTIVITY: Break into simple church groups. **Read: Luke 10:1-20** (do this together or in simple churches)

Ask “What guidelines in this Bible account will help simple church planters?”

■ **DEBRIEF:** Return to the large group and share your answers.

Good Answers: (Remember to tell an answer only if the group has failed to do so.)

- Go in pairs (avoid working alone); pairing off is a good way to mentor apprentices.
- Pray for more workers.
- Expect opposition from ‘wolves’.
- Don’t take excess baggage or get sidetracked into other ministries; avoid using high tech equipment when training apprentices lack it.
- Seek a person of peace who is hospitable and will open doors into the community; avoid going from house to house seeking better hospitality.
- Pray for the sick.
- Announce the Good News.
- If the people do not receive you, ‘shake the dust’ (go to another community). In many cases where a missionary today “shakes the dust” they do not have to change their place of residence, but focus on a different social group.
- Report work done to your mentor; if you are the mentor, have trainees give their reports.
- Don’t get too excited about casting out demons; keep focused on the message of salvation.



Read Mark 4:3-9

- *What guidelines in this Bible account will help simple church planters?*
• *How successful should we expect to be in our evangelism given this parable?*

Good Answers:

- It says 3/4 of the seed had no long-term change or impact. We should focus on the 1/4 who will really be fruitful.
- We should expect some people to not respond.
- We shouldn't keep trying to make them respond when they won't.

How do We Recognize Good Soil or Bad Soil?

Read 1 Cor. 1:26, Luke 5:31-32, and Luke 18:24-25

Ask: "Where is good soil likely to be found? Where is bad soil likely to be found?"

EXPLAIN: *Make the point that we don't want to overlook anyone. It's often the least likely or most unlovely people that are likely to respond to the Gospel.*

Growing the Church Wherever God Calls You

Read the following story to the group: A missionary recently went to an unreached people group where there were no followers of Christ. Three people among this group came to faith in Christ. The missionary started discipling these new believers, teaching them the basics of how to grow as followers of Jesus. These new believers soon began telling other friends and family about Jesus. Some nights when they would share a meal together, they would spend some time worshiping together, praying and studying the scriptures. Other friends also became Christ followers and were baptized in a local swimming pool. They continued to meet regularly to share meals, celebrate the Lord's Supper, worship and pray, and apply the scriptures to their lives.

- *What do you call a group like this?* (Answer: "A church")
• *Could you see something like that happening on your campus this year? In the marketplace after college? If so, then you'll be seeing the birth of what we often call a simple church!*

■ **DO IT:** Break into simple churches. Practice WWF (Word, Worship, and Fellowship). Then do the following activity: Read Acts 15:19-29. What were the basic requirements given to these young churches by the apostles? Why do you think this decision was so controversial to the Jewish Christians from the church in Jerusalem? Why was this vital for helping new churches grow among new believers? What basic requirements might seem good to you to teach to a group of people who have recently become followers of Christ (a young church)? **Write them out.**



■ **DEBRIEF:** Have each simple church share their answers to the large group. Discuss them together.

This controversial decision by the Apostles to bless different cultural expressions of church (with agreement and conformity in the essentials) became one of the most significant missions decisions recorded in the Bible. Antioch was the first place followers of Jesus were referred to as “Christians.” The church in Antioch went on to become perhaps the strongest apostolic sending center of the first century. Most of the rest of the book of Acts records the adventures of Paul, Barnabus, Silas, and others as they were sent out of Antioch to bring the gospel to new cities who had never heard the gospel before. When we encourage wholehearted devotion to Jesus AND freedom and liberty in non-essential church customs, it allows the church to grow and thrive in new places where the gospel is planted!

4. Invite Yourself Into People's Lives

“As the Father sent Me, so I’m sending you...” [John 20:21](#)

Scenario 1: **Extractional Evangelism** – *pulling people out of their social networks*

DEMONSTRATE: Request for a few volunteers to act out the following scenario. Ask ‘Seeker’ to stand in the center. Have them point out other participants who will represent their Father, Mother, siblings, Neighbor, Drinking Buddy and Friday Night Girlfriend/ Boyfriend.

All join hands in a circle around Seeker who stays in the center. Tell Seeker that since he received Christ, you must protect him from his friends’ bad influences. Take him by the hand, and forcefully pull him out of his circle. Warn him that his old family and friends will pull him back into their world of sin.

Introduce him to all the remaining participants, who represent his new Christian group, and tell him that they are now his new family. Look back at the old family and friends — ask what they think of the young man, and of you.

Scenario 2: **Incarnational Evangelism** – *planting the gospel into people’s social networks*

DEMONSTRATE: Form the same circle again and demonstrate a better way. Tell the seeker that Jesus’ greatest command is to love God and our neighbors. He is to forgive these people and ask them to forgive him for anything he has done to offend them.

Have him introduce you to his father. Greet him; ask if you can talk to him about Jesus.

(Explain that in a society where a father would kill his son if he became a Christian, then go slower. Let the son first show Christ’s love until the Holy Spirit softens the father’s heart.)



EXPLAIN:

- When Christians evangelize the New Testament way, whole families and networks of friends on a campus often receive Jesus.
- We must teach new believers how to deal lovingly and righteously with their friends.
- The true gospel of Jesus is like measles—highly contagious, especially in a new believer (but in a very good way!).
- New believers need support from a mentor and other brothers and sisters in Christ, but the important thing to remember is their entire network of relationships might be influenced for Jesus if we are able to plant the gospel and a simple church among them.
- There are exceptions to this principle, such as when a new Christian is in an abusive situation.

Explain the errors of evangelism by extraction:

- It violates Jesus' command to love one's neighbor
- It stops the flow of the gospel within families and from friend to friend
- It contradicts the apostles' consistent practice of working through families
- It causes much needless persecution and many deaths in some countries.
- It causes a new believer to have an excessively private relationship with God.
- It implies to the new believer that they are still lacking something, when in fact they have as much access to the Holy Spirit as an older believer. Their character will mature with time and practice, but they have the same access to the Holy Spirit.
- It implies that the young believer needs protection when they already have the protection of God.
- It implies that they don't know how to talk to their friends about Jesus, when in fact they can probably talk to their friends better than anyone else.

Additional explanation: If necessary, you can also point out that in that in Acts 10:24, Cornelius had called all of his friends and family together to hear Peter. We should encourage young seekers to do the same. Ask seekers if they would like to ask some of their other friends to learn about Jesus with you both. Also see Acts 16: 31-33 - the jailer and all his family came to the Lord at the same time.





5. Make Disciples Who Make Disciples

This section may lend itself to more of a teaching/impartation time. Facilitate this section however you wish. Just make sure people have a personal understanding and commitment to making disciples.

Print out (or order preprinted) booklets of the “Being His Disciple: The Guide” at www.scpX.org/resources. This is an excellent tool to help students make disciples on their campus and beyond. You can cheaply and easily print out bound booklets of this Discipleship Guide by bringing the PDF file to any Office Depot or local print store.

■ **HEAR IT:** Read Matthew 28:18-20

DISCUSS: What does this show us about our primary mission in the world?

WATCH: Show 2-minute Video: “Great Commission in 37 Years” *This can be found at: SCPX.org/resources*

WATCH: Show 2-minute Video: “This is the Church.” *This can be found at SCPX.org/resources*

EXPLAIN: More than any other ministry activity, making disciples is our primary directive from Jesus. Prayer, healing, deliverance, church planting, etc. are all aspects of our assignment from Jesus to make disciples of the nations – you have the power to do it! Discipleship is building an intentional and close relationship with someone to help them fulfill their potential as a child of God.

If we facilitate a lifestyle of making even one or two disciples who learn to make other disciples, the result will eventually be an exponentially multiplying movement of disciples.

When Jesus walked the earth, He didn’t give us just a set of teachings – He gave us Himself. He gave His time, love, and attention primarily to a small group of disciples He was preparing for leadership. Today, He calls us to do the same thing – to be His disciple and become disciple makers. Disciples are made in the context of an authentic relationship – people who share their lives together. No matter the amount of time you’ve walked with Jesus, as His follower, you are already qualified to start calling others to follow Him with you.

DTR - Define the Relationship with the new believer

Here's a short synopsis of one proven way to facilitate disciple making. You might ask: "I see a lot of potential in you for leadership. I'd like to spend more time together, building our relationship, teaching you what I know, and helping you become a person who can influence other people for Jesus. Would you like that?"

4 Commitments you should ask of every disciple after they already have started a personal relationship with Jesus:

1. Spend time with Jesus daily.

"Abide in Me..." John 15:4-5

2. Spend time with you regularly.

"The things you have heard from me in the presence of many witnesses, teach these things to faithful men who will be able to teach others." 2 Timothy 2:2

3. Spend time with other disciples

"All the believers devoted themselves to the apostles' teaching, to fellowship, to sharing meals, and to prayer." Acts 2:42

4. Spend time making other disciples

"Come be My disciple and I'll teach you how to become fishers of men."

ADDITIONAL NOTES: New believers need to fall in love with the Word of God, learning to personally nourish themselves through God's Word and spending time with Him. It is recommended that you and the new believer start reading and discussing Scripture together, praying through life issues as the Holy Spirit leads you. "Being His Disciple: The Guide" (available for free at www.scp.x.org/resources) is a good tool to facilitate this. Remember, the Word of God is powerful and the new believer has the Holy Spirit in them to help them understand.

Use a modern translation of the Bible that is easy to understand. If your disciple has difficulties reading, you can help them get an oral Bible to listen to. These can be downloaded at faithcomesbyhearing.org. Your disciple can then listen to 15 chapters a week on a laptop or iPod.

When you meet, let the new believer share their insights first. You might really be surprised at the insights the Lord has given them. If something is way off, gently guide them into correction by pointing them to other Scriptures.

Ask: "Who could you start discipling this year?"

PRACTICE: Have participants make a list of 5-10 people they could begin discipling this year. These people should be either 1) non-Christians or 2) a "Christian" who is not fully following Jesus yet. Encourage people to also list new potential people who they might lead to the Lord after they return to their campus.



6. Live Naturally Supernatural: Healing the Sick & Other Crazy Stuff

■ **HEAR IT:** Supernatural. What comes to mind when you hear this word? If anyone ever lived a supernatural life, it was Jesus. From birth, to death, to resurrection, Jesus was a living example of God's power in the earth.

Another amazing thing about Jesus? Jesus was just as comfortable at a party as He was at a synagogue! Jesus wants to teach us to live “naturally supernatural” lives like He did, bringing His presence, love, and power wherever we are.

Here's a key to a life of miracles: Living a naturally supernatural life is a process you can learn and grow into as you follow Jesus. As His followers, we learn to believe, even when circumstances say there's no possible way. We contend for healing. We release people from demonic forces that keep them bound. We set people free to live a life of love, righteousness, peace and joy in His kingdom. We teach others to follow this great King Jesus who paved the way before us.

The world needs miracles. Jesus did a lot of them. He said we could do them, too, in His name. This exercise won't cover everything about living a naturally supernatural life, but it will challenge you to embark on a process of discovery to live and love like Jesus did when you encounter those who need supernatural help.

Read John 14:12:

“I tell you the truth, anyone who believes in me will do the same works I have done, and even greater works, because I am going to be with the Father.”

Give impartation about healing and miracles. Tell stories if you are able about times you've experienced or witnessed miraculous healing. You can also visit SCPX.org/resources and watch the video “Jesus Heals” about Jesus healing students on campus. (Or other relevant resources you may know of.)

Read Mark 16:17-18

¹⁵ And then he told them, “Go into all the world and preach the Good News to everyone.

¹⁶ Anyone who believes and is baptized will be saved. But anyone who refuses to believe will be condemned. ¹⁷ These miraculous signs will accompany those who believe: They will cast out demons in my name, and they will speak in new languages. ¹⁸ They will be able to handle snakes with safety, and if they drink anything poisonous, it won't hurt them. They will be able to place their hands on the sick, and they will be healed.”



Guide to praying for the sick *Participants should have this guide printed out.*

“Praying for the sick, hurting and troubled” by Brad McKoy

Remember that praying for the sick and hurting is a part of the good news of Jesus. He supplies the power! Move in love for people... they matter to the Father, they are more than just an opportunity for a sweet story Remember to share Jesus!

1. Ask permission to pray...

If they say “yes”...

- Get to praying soon
- Keep conversation focused
- Keep things flowing naturally

If they say “no”...

- Share a relevant testimony (the more recent, the better)
- Politely ask why they do not want prayer and deal with the issues in love if possible
- Sincerely bless them in Jesus’ name and let them go (you’re not trying to win a prayer badge)

2. Interview

If you don’t already know:

- Ask their name
- Ask what is wrong/ what’s going on
- Ask how long they have been sick/ or when did an accident happen

3. Instructions

People will respond to your ministry more favorably if you keep it natural and let them know what to expect.

- Ask if it’s okay to put your hand on them
- If possible, place hand where on part of body that is hurting (*If not appropriate to put hand on hurting place, shoulder is a natural and usually a safe place to touch someone*)
- If they are uncomfortable, let them know it’s okay, and you can still pray. Explain that laying hands on people is something we do to feel connected to people/a part of our normal custom
- Let them know you want feedback
- Say something like...”As we are praying, you might feel something in your body...”
- Pain may lessen or increase
- Pain might move
- You might sense “electricity” or “pulsing” sensations
- You might feel a hot or cold sensation
- Have people evaluate their pain level and try to measure it on scale of 1 to 10
- Let people know that is also normal not to feel anything at all
- Ask the person to let you know if anything changes
- Say something like... Jesus said He only did what He saw His Father doing... (KEEP YOUR EYES OPEN!)
- Tell them to interrupt you
- Ask them to tell you what’s going on to help you know how to pray
- Tell them not to pray! Just pay attention to their body and listen to their heart



4. Pray

- Keep it short – pray short prayers like “eyes – see” or “ears – hear”
- Invite the Holy Spirit to Come – “Come, Holy Spirit”
- Pray in Jesus Name
- Let Your Kingdom Come, On Earth as it IS in Heaven
- Leave plenty of time to listen
- Be aware of your surroundings – don’t make an unnecessary spectacle

Re-evaluate:

- After a few minutes of prayer, ask person how they are doing... “What’s going on?”
- Ask them to check their pain on scale of 1 to 10.

If there is no change:

- Go back and pray again for the person

If there is any change:

- Keep praying along the same lines that you were praying before
- Remind them to let you know about any changes
- Tell them that change is good – let faith arise

5. Prayer II

- Ask Holy Spirit for focus
- Seek complete healing – not partial

Be willing to spend time praying as long as:

- You sense God is actively working
- You are feeling a sense of compassion
- The person wants prayer and it is not keeping you from something else – don’t get distracted!

When someone is healed:

- Thank God immediately
- Ask them how they feel about it
- Talk about Jesus, the Gospel and invite them to know Him
- Give any follow up instructions you sense the Holy Spirit giving you (ie. share their story, stop sinning)
- Get contact info to follow up if it is within your scope...

When someone is not healed:


- Ask if about trauma or anything that is really troubling them
- Ask Holy Spirit if there is a root cause
- Ask how they are doing and how they feel about receiving prayer
- Share the good news of Jesus
- DO NOT MAKE EXCUSES FOR WHY PEOPLE DID NOT GET HEALED
- Make sure person feels loved
- Tell them that you will keep praying for them and that many times people get healed w/ in a day or two of getting prayed for
- Give them your contact info – let them know that you care about them



■ **DO IT:** Ask if there is anyone sick or injured in the room. Ask others to surround them and pray for them. Coach people to practice the steps in the outline above for how to pray for the sick. This exercise within the group will be great practice for doing the Love the Lost experience in the city/campus.

Remember, SCPX is a safe place to try without fear of failure!

■ **DO IT:** Send people out to the campus or city to spend a few hours looking for people who need healing. They can spend time in a coffee shop, going for a walk, playing soccer, going to hang out areas, etc. The point is to spend strategic time where people are who don't know Jesus. Give the participants specific instructions to look for people who are sick, injured, or hurting and pray for healing. Sometimes, God may show you someone who doesn't appear sick, but you may sense that they need healing or just a word of encouragement you feel is from God. Go ahead and ask them – the Holy Spirit will sometimes give us “words of knowledge” about people.



Remind participants to be ready to share their personal story and/or the story of God with people after they pray for them. Many times people become receptive to the gospel after receiving prayer. Remind people to try to establish a way to connect with people again if it seems appropriate. (Phone #, facebook, etc.)

■ **DEBRIEF IT:** After this experience, return and share stories of what happened and what you learned.

NOTE: Be ready at any time during SCPX to baptize new believers who may be won to the Lord as a result of the Love the Lost experiences in your campus/city. In the past, there have been people baptized at almost every SCPX. You can also make time to baptize any participants who are following Jesus and have not yet been baptized.



7. Five Steps to Planting Churches

1. Pray 2. Meet 3. Make 4. Gather 5. Multiply

■ **HEAR IT:** A successful strategy for planting churches has to be biblical and simple. We have formulated it in five easy to follow steps.

1. PRAY: Pray fervently with God's heart for the people you are reaching out to. Pray to meet people by "divine appointments." Pray until you can weep over people. Pray fervently. Fast and pray. Walk and pray. Ask God to let you see what he sees and feel what he feels. It is in the place of prayer that God will reveal the unfulfilled purposes and God's heart for the people you are reaching. Pray for a student who is open to talking about Jesus to open the door to their other non-Christian friends. Pray for understanding and love of these people. Pray for words from the Lord to guide you and give you specific strategies to make disciples, train leaders and start a movement of simple churches on your campus. (Luke 10:2)

2. MEET: Meet people where they are. Hang out with those who don't know Jesus. Get outside the Christian bubble. Resist the temptation and emotional need to focus on team issues that absorb your time and energy. As you pray, trust God to give you strategies for meeting people. Begin to build a network of relationships; what the Bible calls an oikos (literally a household). This network is the beginning of your future church plant. This network of relationships will become the future support system for those who accept Christ if they are disenfranchised by their family and friends. Build this network in faith that it will become a church for God in that place. (Acts 16:11-15)

3. MAKE: Make Disciples. Invest in people's lives. Don't wait for them to pray a prayer to accept Jesus or say they want to follow Jesus to invest in them as people. Disciple making is another way of describing evangelism, and of building meaningful relationships. As you build those relationships, seek to discern what God has in his heart for each person. (Matthew 28:18-20)

Jesus commanded us to make disciples. Disciple making is about introducing people to Jesus in such a way that they get to know him personally, and then learn to love and obey him. **When it's the right time, teach people the Seven Commands of Jesus:**

1. REPENT AND BELIEVE
2. BE BAPTIZED (IN WATER AND RECEIVE THE HOLY SPIRIT)
3. LOVE – GOD AND PEOPLE
4. GIVE
5. PRAY
6. GATHER WITH OTHERS
7. GO MAKE DISCIPLES OF ALL NATIONS

Do not hesitate to tell new believers the cost of following Jesus. Emphasize the privilege of going to other nations so God's mission is part of their spiritual DNA.



4. GATHER: Gather those you meet who are spiritually open with other seekers for fun, hanging out, enjoying common interests, prayer, and discussing Jesus stories (such as The Seven Signs of Jesus). Focus on the words and stories of Jesus. Don't wait for them to say they want to become a follower of Jesus to gather people into a community of friends. Gathering around a meal with others is one of the best ways to build community.

Jesus said that where two or three gather in his name, he is with them. Practice “WWF” when you gather – Word, Worship, and Fellowship. This is “church” in its simplest, most essential form. Nothing more is needed to “be church.” There is more that can be done to contribute to growing a healthy, vibrant church (see Acts 2:42-47), but gathering people together is the beginning of planting that church. (Acts 10:24)


5. MULTIPLY: Plan for growth. From the beginning, train new believers to take responsibility for your meetings and outreaches. Stay in the background as much as possible to encourage others to grow and exercise their spiritual gifts. As soon as you reach 15-20 people, multiply. Start a new gathering. Give those you have been investing in assignments that will help you discern their giftings, strengths, and weaknesses. Build the community from the beginning, just like Paul did, by facilitating the development of indigenous leadership. (2 Timothy 2:2)

Practice M.A.W.L. (Model, Assist, Watch, Leave)

If you had 6 months to spend with a group of students who recently started following Jesus, what skills and practices would you teach them? What basic steps would you teach them about how to follow Jesus and make other disciples? List them below.

■ **DO IT:** Break into Simple church groups. Spend an hour creating a skit, song, or other creative expression to help people memorize these five basic steps to planting churches. (This might sound dumb, but it is almost always a fun and memorable learning experience.)

■ **DEBRIEF IT:** Have each simple church perform their skit, song, etc. illustrating the Five Steps to Planting Churches.



8. Three Levels of Authority

NOTE: *This exercise is particularly helpful for people coming out of a more traditional church background but is helpful for anyone planting the gospel into pockets of unreached people.*

■ **HEAR IT:** To further help you understand the Biblical basis for facilitating new, simple expressions of church among non-Christians – and to help you lead networks of new churches with wisdom -- the following exercise may prove helpful. **This will help you create a grid for applying the scriptures to reach the lost and start simple churches that reproduce.**

Jesus sent His disciples out to grow a multigenerational, multiplying family of people who experience, love, worship, and follow Him among every ethnic group on earth. (Matthew 28:18-20). These people are called His body, or His church. When we focus on His explicit commands, make disciples, and let the church grow among new communities who are learning to follow Jesus together, it helps us keep “the main thing the main thing.”

We make a distinction between three levels of authority.

Explicit Biblical Commands – These are non-negotiable, clear commands in scripture applicable to all people and cultures everywhere. (The Ten Commandments, commands of Jesus, etc.) Following the explicit commands of Jesus is where new churches must begin.

Apostolic Practices – These are the particular ways and precedents the apostles set as they taught people to follow Christ in the early expansion of the gospel and growth of the early church). Apostolic practices have authority, but our application of these apostolic precedents should never be exalted to the level of explicit commands given in scripture. “All scripture is inspired by God...” The Apostles give us examples for how to reach the lost, follow Christ, and grow churches in different regions. These are important for us to heed, to honor, to learn from, and sometimes to implement exactly. However, we believe the context in which apostolic practices were implemented should be taken into account.

For example, most (but not all) Christians would understand Paul’s directions to the Corinthians (1 Corinthians 11) to keep women’s heads covered as not necessarily a binding commandment for all churches.) We can honor the principle without following the exact form through which the principle was implemented in the church at Corinth. The apostles followed Jesus to reach the lost and taught them to obey Jesus. They were uncompromising in the essentials (the apostles didn’t get thrown in jail and killed for compromising the truth). But they were also creative, adaptive, and followed the Holy Spirit’s leading as the gospel spread to new ethnicities and formerly pagan cities. We should honor their example by doing the same in our generation among those who don’t yet know Christ.



Churches that are very young need spiritual milk, not the same food that mature Christians eat. Eventually they will – but let's first see the Holy Spirit birth a lot of new spiritual babies and help them grow.

Current Church Traditions – these are the cultural adaptations we've either inherited or implemented in our modern Christian experience. Examples might be a particular denomination's way of taking communion, gathering together, requiring classes prior to being baptized, holding church services in a particular format, etc. These church traditions are not necessarily bad, and many times they're actually very good. They begin to hinder the gospel's expansion when they are given the same level of authority as the commands of Jesus, when they inhibit new people from following Jesus, or when they contradict explicit commands of scripture. These church traditions also inhibit the spread of the gospel when they are required among new groups of people who are following Jesus. When we impose our church traditions on people, we require them to have two conversions: 1) A conversion to Christ 2) A conversion to our particular church/Christian culture. When we do this, it slows down the influence and spread of the gospel.

■ **DO IT:** Break into simple churches. Discuss the following questions together, then come back and discuss them as a large group.

➤ *What examples from Scripture can you think of that are explicit commands applicable to all people everywhere? What examples can you find in Scripture of Apostolic practices? What examples of modern church traditions can you think of that are neither found in the scriptures or in Apostolic practices?*

■ **DEBRIEF IT:** Share your answers with the large group. Discuss them together.

9. God's Global Plan

PURPOSE: To realize God's plan for the entire planet.

■ **HEAR IT:** "For the earth will be filled with the knowledge of the glory of the LORD, as the waters cover the sea." [Habakkuk 2:14](#)

"All authority in heaven and on earth has been given to Me. Therefore, go into all the world and make disciples of all nations, baptizing them in the name of the Father, Son, and Holy Spirit and teaching them to obey everything I have commanded you." [Matthew 28:18-20](#)

We've looked at God's plans for you as His child. But does God have a plan for the whole world?

Through this exercise, you'll discover God does indeed have a plan for the entire planet -- and He will accomplish it through us, His people. You need not wait until you're older to be involved-- no matter your age or background, as Jesus' disciple, you can be part of this global plan right now, right where you live.



Those who have never heard

“The young people of our day should seek to evangelize the world because it is essential to their own best life. If all men need Christ, and if we owe a knowledge of Christ to all men, manifestly it is our duty to take that knowledge to them...The young people’s movements of our day...need nothing so much as some mighty objective to call out the best energies of mind and heart. We find precisely such an objective in the sublime enterprise of filling the earth with a knowledge of the Lord as the waters cover the deep.” - John R. Mott, 1901

Today on our planet, there are approximately 16,750 people groups. Of these, almost 7,000 of them are considered “unreached” (meaning they do not yet have an indigenous group of Jesus followers functioning among them.) Is God calling you to the nations? YES - He already has! Are there pockets of unreached people in your city or on your campus? Chances are, the world may be right at your doorstep.

Whether you one day travel to a people group who has never heard of Jesus, whether you help others go, or whether you start making disciples right where you are, we all share the call from Jesus to see disciples made of every nation on earth.

■ **DO IT:** Break into Simple Church Groups.

- Have each group find scriptures showing God’s heart for all nations.
- Look up unreached people groups at www.joshuaproject.net
- Identify at least one unreached people group.
- Spend some time praying for the gospel to reach them.

■ **DEBRIEF IT:** Have each simple church present their scriptures and their unreached people group to the rest of the large group. Discuss these together.

Spend some time praying together as a large group out of Luke 10:2 “Ask the Lord of the harvest to send forth laborers into His harvest fields.”

Present opportunities to go on a scouting trip to an unreached people group. A great resource to connect with is All Nations (<http://www.allnations.us>), a partnering mission agency of SCPX. They regularly facilitate unique mission exploration trips for students, catering each trip for each group/individual. You can contact them for ideas at info@allnations.us



10. Case Studies

PURPOSE: *This exercise will help students think strategically as they analyze different courses of action for reaching others for Jesus. This is a great exercise to do prior to them creating their personal strategic action plan.*

■ **HEAR IT:** The Lord can take any effort and make it successful. We know that. However, in terms of how the Lord normally seems to work, there are patterns that emerge.

■ **DO IT:** Have participants get into their simple church groups. Read the following scenarios and discuss who they think is likely to be successful and why.

Ask: Which of the following simple church planters is likely to be successful and why?

1. Betty has posted a sign on her dorm room door inviting people to come and learn about Jesus. The sign makes it clear that all opinions are welcome.

Likely not successful. Betty should go to people and invite them herself. Just posting a sign saying that all opinions are welcome is not going to convince many people.

2. Bob has decided to take his Christian buddy Nate and hang out at the gym at the same time three days a week. They will work on making friends there, sharing their lives with them, and looking for opportunities to have conversations about Jesus.

Likely successful. Bob has found a friend to go with him. They are going to where the people are. They are genuinely interested in friendship.

3. John has organized a group of Christians who have a heart for the campus and they are meeting once a week to pray for the campus. They feel that if they pray and wait something will happen.

Likely not successful. If all they do is pray and don't do anything else, they will likely not do anything. On the other hand, if their prayer leads them to do other things (getting involved with people, etc.) then they will be successful.

4. Lisa has decided to hang out at a coffee shop every week at the same time. She wants to convince people that evolution is wrong and the Bible is true.

Likely not successful. Lisa is by herself and people are not often successful when they are by themselves. Also, Lisa has an agenda and is ready to convince people of intellectual knowledge. This generation is not very open to that. Encountering Jesus produces mental change; it's seldom, if ever, the other way around.

5. Nancy and her Christian group are bringing a big name speaker to campus. They are advertising all over campus and will pray afterwards with people who make a decision for Jesus.

Likely not successful. They are trying to get people to come to them, which people mostly won't do. Studies show that mass crusade evangelism has a very poor retention rate - people are being pulled out of their social networks to hear the gospel presented in a culturally foreign environment. They should be going out to where the people are. Also, many people respond to dialogue more than formal speaker presentations.



6. Travis and a group of his Christian friends are not very happy with the campus Christian leadership. They decide to organize themselves into a group and start their own church. They figure some other disgruntled Christians might also join them, which would be cool.

Likely not successful. This group of cranky Christians will likely breed other cranky Christians. It will be very difficult (if not impossible) not to pass on their complaints to any new people who might join the group. Non-Christians generally pick up on stuff like that and will likely not hang around very long at all, even if they should for some miraculous reason come in the first place.

7. Jane and Kristy are meeting together once a week to read Scripture, hold each other accountable and to begin to pray for the names of friends on campus. They will strategize together and ask God to show them what to do.

Likely successful. They are focused on prayer, relationship, and missional action. They are going as a team. As long as they are obedient to do the things the Lord shows them, then they should be successful.

8. Don and Billy have told their friend who just decided to follow Jesus to go find his buddies and tell them about Jesus. Don has encouraged his buddy to bring his friends and family to their times together.

Likely successful. New believers should be encouraged to tell anyone they want to about their decision. They will communicate well in these early days what the Lord has done for them. Having their friends around them will also help them to feel more comfortable.

9. Susan and Bernice are meeting together with their friend who just decided to follow Jesus. They have told her to wait a few weeks until they teach her a few things so she doesn't misrepresent Jesus to her friends. Then, she can share with them.

Likely not successful. They should encourage their friend to go and tell others about Jesus right away. They should not imply that she is lacking anything.

10. Brad and Bill started a dorm church together. Some of the people aren't too sure about Brad's latest idea, but since Brad is their leader, they will do it. Everyone says that Brad is such a good teacher that Brad teaches every week.

Likely not successful. Others in the group do not have ownership for the group. Brad is not developing other leaders.

11. Mary and Miriam have decided to start investing their lives into the people on their softball team. They have committed to praying for them and spending time with them.

Likely successful. They have a partner, a commitment, and are spending time with them. They don't have an agenda for them.

12. Bob and Bill have led their friend Jimmy to Jesus. All of Jimmy's friends are into drugs and alcohol. Bob and Bill tell their friend Jimmy to leave his old friends because they are a bad influence.

Likely not successful. They should not pull Jimmy out of his previous network of friends. They should help Jimmy to still keep his old friends but also not get drunk or do drugs.

13. Tavis and Henry start praying for the sick on campus and giving prophetic words to people. Several people have encounters with God. They stop at this, rejoicing how God is using them.

Likely not successful. While we can rejoice at the way God is touching people, they didn't take the necessary step of following up with people and forming groups (simple churches) so they can continue to follow Jesus together and make new disciples.



11. Strategic Action Plan and Commissioning

1) Ask SCPX participants to “request to join” at www.SCPX.org. (or you can send an invitation to them from your own SCPX profile page).

Students can connect with and encourage other SCPXers by clicking “request to join” on the homepage. Post video testimonies, music, blogs, or artwork expressing how God is moving and inspiring you. The site easily interfaces with students’ Facebook and Twitter accounts. SCPX.org has been a great tool for providing ongoing encouragement to students and the growth of new simple churches after SCPX.

2) Print and hand out the “Action Plan to Reach Your Campus/City” sheet.

The Exit Strategy is crucial to post-SCPX fruitfulness! The experience of each student making a personal, prayerful action plan is a vital step for making SCPX effective in sending out participants to make disciples and plant simple churches. **Students will:**

1. Prayerfully write out their action plan
2. Consult with you or your team of guides
3. Present the plan to the large group
4. Be commissioned back to their campus/city

■ **HEAR IT:** Making a prayerful action plan is a vital step for making disciples and planting simple churches on your campus and beyond. Give impartation about the importance of making a strategic plan AND listening to the Holy Spirit as we go.

Read Luke 10:1-20

“The Lord now chose 72 other disciples and sent them ahead in pairs to all the towns and places he planned to visit... [Luke 10:1](#)

Jesus was highly strategic in how, who, and where He sent people to announce His kingdom. He taught them to be aware of distractions that would get them off track.

Where is the Lord sending you? What distractions should you be aware of that might deter you from this?

Action Plan to Reach your Campus/City *(make handouts for every participant)*

- What do you want to see God do on your campus/city this year?

- Who do you sense God calling you to reach out to on your campus/city?

- Do you have a burden for a particular dorm, student group, or oikos (a particular group of students)?

- What amount of time do you plan to spend each week intentionally spending time with this group?

- What challenges should you be aware of that might hinder you in making disciples and planting simple churches?

- How will you address these challenges?

- How will you process whether or not you should get involved in other ministry opportunities/Christian activities that may be presented to you?

- Do you have a partner or team to go with you?

- Write a personal action plan and possible details to help you accomplish your goals. If appropriate, do this personal action plan with your partner or team.



■ **DO IT:** Have participants spend an hour praying through and answering the questions listed on the “Action Plan to Reach Your Campus/City”

Arrange for each participant to meet individually for 20 minutes or so with a leader who can help them process their plans for putting what they learned into practice. Have leaders offer counsel when necessary, but focus their energy on encouraging the participant in their plans. Be sure the leaders are praying and blessing each participant.

Afterward, have students to take turns presenting their action plans to the large group. This helps build a sense of synergy and excitement. It also enables students to develop a sense of shared vision for the upcoming year.

IMPORTANT NOTE: *If there are several participants focused on the same area, you can encourage them to process their strategy together if you feel it would help them become unified in their plans to make disciples and plant simple churches. For example, if two participants have a heart for Muslims or three participants all live in the same dormitory, it could be beneficial to have them strategize together.*

COMMISSIONING: Send students to make an impact beyond SCPX

Like Paul and Barnabus in Acts 13, pray and send participants out to represent Jesus on their campuses and in their cities at the end of SCPX.

Option 1: If the whole SCPX group is not too large, you can have everyone commission each participant, one by one.

Option 2: If your group is quite large and commissioning altogether will take super long, have participants get in the small groups they have been throughout the SCPX, and commission each other individually within their groups.

Option 3: As a whole group, commission students according to their missional focus. For example, pray for all athletes who want to reach their teams together; pray for the participants who are starting simple churches in the residence halls on their campus; pray for those focusing on international students, etc. Have the students get into small groups and pray for each other.

What your commissioning could look like:

- Worship together. Thank Jesus for all you learned throughout the SCPX.
- Give opportunity for participants to share ways God met them throughout the SCPX.
- Lay hands on the person being commissioned and pray for them as Holy Spirit leads. Pray encouraging prayers and share any prophetic words for them.
- Throw a party! Have fun :)

Here's what you need to know before leading a group through the SCPX training sessions and experiences...

TRAINING SESSIONS ARE EXPERIENTIAL. Most of the sessions are laid out in the format of HEAR IT – DO IT – DEBRIEF IT. You are a facilitator; Holy Spirit is the Teacher. Regularly acknowledge Holy Spirit's presence in your session times, asking Him to increase your understanding of all that is being taught. (Ephesians 1:17-19) One of Holy Spirit's roles in our lives is to teach us all things and bring to our minds everything Jesus said when He was on the earth. (John 14:26) These trainings are designed to empower participants to discover what it means to be a follower of Jesus and to make disciples on their campus and beyond. Every participant possesses the ability to hear from Holy Spirit and gain understanding through the Word of God, and every participant should be encouraged to do so. As facilitator, it is up to you to ensure that all participants are getting time to share, participate, and interact. It's also your responsibility to see that accurate Biblical responses are eventually being communicated - even if it takes a bit of discussion to arrive to truthful conclusions. Although there are a few sections that will require you to thoroughly explain something, the bulk of the trainings are discussion based. Whenever "Answers" are listed in this guide, you may want to only speak those answers if the participants have not arrived to those conclusions themselves.

STORIES, STORIES, STORIES. One of the most empowering forms of training is through the telling of stories - both the stories of Jesus and His disciples, and our own stories of following Jesus. You and your fellow facilitators should share personal stories that relate to the points being made as often as you can. Stories communicate to participants that what is being taught is real and that if someone else has done it, then they can do it too. If you do not yet have many stories of your own, search SCPX.org for all kinds of video testimonies and written stories from students who have recently experienced the power of supernatural healing, salvations, baptism, spiritual family, simple church planting, etc.

EXPERIENCES ARE ESSENTIAL. It cannot be said enough: The experiential parts of a SCPX are the most crucial parts! They are the moments that make words come to life and empower participants to fully live out everything they are learning. James warns us, "Don't just listen to God's word. You must do what it says. Otherwise, you are only fooling yourselves. For if you listen to the word and don't obey, it is like glancing at your face in a mirror. You see yourself, walk away, and forget what you look like. But if you look carefully into the perfect law that sets you free, and if you do what it says and don't forget what you heard, then God will bless you for doing it." (James 1:22-25)

If you begin to run short on time, or if your planned SCPX is shorter in length, it is recommended to do fewer training sessions thoroughly with the related experiences included, rather than rush through all the sessions and skip the experiential aspects.

RELATIONSHIPS. Communicate to participants the importance of building relationships while they are at SCPX, and that you want them to feel comfortable learning with each other and doing things together. Unity and love for each other will accelerate the learning process, whereas disunity, insecurity, and relational tension could prove to be a major distraction during your SCPX.



In addition to the discussions and experiences you will provide for the participants, planning to have meals together and fun activities throughout your SCPX will help cultivate camaraderie. Many participants in previous SCPX's established lasting relationships that carried them through their college years and beyond. It is an unforgettable joy when many students, at the end of SCPX, comment, "I think I finally experienced what it means to be a church together." Facilitating the value of spiritual family makes this possible.

MAKE ROOM FOR PRAYER AND ENCOUNTERS WITH GOD. SCPX is a journey to know God, to know His power, and to learn His ways of lovingly relating to the world. This journey progresses through our conversations with God, through time spent listening to His thoughts about us and receiving His love for us. It is important to create space each day of a SCPX for participants to encounter God through prayer. One way to facilitate prayer throughout your SCPX is to set aside a specific room for prayer and invite participants to design stations that will help them engage with God in creative ways. You'll find some practical ways to do this in the "Training Sessions" section of this guide.

At the very beginning of a SCPX be sure to communicate to participants that this experience is a time set aside to prayerfully interact with God and others and to allow the Holy Spirit to teach them. Encourage participants to openly ask God questions regarding who He is, who they are, and how they fully take part in His Kingdom. Expect God to respond to their questions and prayers.

During the SCPX, make time in the schedule for participants to daily get alone to journal and to process what they are learning. There are some suggested moments for this scattered throughout this guide, but you may need to insert additional times. Lastly, make plenty of space for people to worship together in creative ways and to minister to each through prayer, encouraging words and Spirit-led times.

FORM PEOPLE INTO SIMPLE CHURCH GROUPS AHEAD OF TIME. Once you secure a list of individuals who will participate in your SCPX, begin to ask God about which people to put in a small group that will be together for the duration of the training. SCPX is designed to give each and every participant the maximum amount of interaction and self-discovery. Forming people into simple churches in advance optimizes time and makes a safer space for more timid participants to feel comfortable engaging.

This simple church will be the context for most of their learning experiences at SCPX. We've found the process of experiencing a simple church together is vital for helping students reproduce simple churches later with students they may lead to Jesus.

It is usually helpful to call these groups "Simple Churches" rather than small groups. This will remind people that the word "church" refers to a group of people following Jesus together. People will realize the powerful simplicity of church, and will feel empowered to start simple churches of their own.

It's a good idea for each small group to be composed of 5-8 people. Keep in mind that groups should be diverse to help balance out perspectives. Put both men and women in each group whenever possible, and mix up participants with varying backgrounds.

BE FREE. This facilitator's guide is simply that: a guide to help you facilitate your own SCPX. This guide was developed through the experience of many people who have done SCPXes that resulted in new people won to Jesus, simple churches planted, and many lives changed. As you facilitate your own SCPX, the Holy Spirit may give you a brilliant idea to add to what is offered here; or you may feel the need to present some of the sessions in a different manner to best empower your particular group of participants. Take this material and make it your own.



preparation checklist

Now that you have a clearer idea of what SCPX is, let's talk about some simple, practical ideas for how to plan your SCPX.

1. Pray and get a sense of peace and faith in your heart to plan a SCPX.
2. Are you a student and have 5-10 friends interested in participating in a SCPX? Are you a spiritual dad or mom of a community who want to experience God together? Tell them what they'll do at a SCPX, and see if there is a high interest level.
3. Find a place and a period of time to gather people who want to participate. Living rooms in homes/apartments, college classrooms, or facilities with gathering spaces are all great options. Church communities with buildings are often willing to provide space as well. Summer is a good time to plan SCPXes because students are on break. There have been a few as short as 3-4 days, but it is recommended that you set aside 7-10 days for the most effective and fruitful experience.
4. Think about places where you can find pockets of non-Christians to engage with during the SCPX. You'll want to host your SCPX near there. A college campus, youth hangouts, and any places young people normally socialize are all great spots. Try to host your SCPX within walking distance of these places so students can interact with people easily and practice the SCPX experiences there.
5. Start inviting people you want to come. You can use the Facebook event pages, emails, Twitter, phone calls, and personally asking people to come for the SCPX. Make sure to have people commit ahead of time. A personal invitation will always yield the highest level of commitment from any one individual. Register people by either (a) personally keeping your own documentation or (b) create a Google Document by creating a "Form" and publicize the link for people to register.
6. Plan out a rough draft for the schedule for the week. You can change this later, but making a good roadmap will be helpful. **See "Planning Your Schedule" for more details.
7. Periodically answer these questions as you plan the SCPX: "What are the main things you want to see God do during the SCPX and afterward? What do you want to happen in and through students who go through the SCPX?"
8. Get guidance from others who have done past SCPXes. You can either email info@scpx.org, or connect with SCPX people in your region on the "Meet the Fam" section of SCPX.org: <http://scpx.org/meet-the-fam>
9. Go for it!



SCPX is designed to be an experiential training that you and a small group of friends can do together. On the occasion, however, that you have a larger group of participants and want to provide food and housing, you will need to plan a few more logistics. Every SCPX is different, so there is not one correct way to do it. The following are suggestions and ideas from past SCPXes:

HOUSING: Situations will vary depending on the available accommodations and whether the participants are within the same geographic location or traveling from out of town. Although some SCPX facilitators have arranged housing in small dormitories, in most SCPXes, local participants provided space in their home for out-of-town visitors. You will build a tighter-knit community if you keep people or groups of people in close quarters throughout the SCPX.

FOOD: In the past, facilitators have arranged meal donations, contacted local eateries to have “end of the day” food donated, coordinated teams of participants to prepare food, and left meals open for people to provide food for themselves. You do NOT have to arrange every meal. However, whether or not you collect money ahead of time for food, it is recommended that you arrange at least a few meal times together to help build community.

FINANCES: Keep costs as low as possible. Past SCPXes have been so low-cost, that the participants just collected money as needed from each other if anyone needs housing, food, room rentals, etc. This became a great life lesson in sharing in each other’s needs. Other SCPXes have used PayPal and local non-profits to help process their finances for SCPXes with a larger group of participants.

HELP: Email info@scpx.org for any administrative help, particularly with promoting your SCPX on SCPX.org, Facebook, and Twitter. You don’t have to promote your SCPX in extravagant fashion; some of the most powerful SCPXes can be accomplished with a small group of 10 committed students. Feel free to also send an email if you have any general questions about planning your SCPX.

Creating Your Schedule

The order of the schedule matters. Past facilitators have arranged sessions from the Sonship Experience and the role of the Holy Spirit toward the beginning of the SCPX to set a solid foundation for any disciple-making and church planting activities.

Most of the principles in the Simple Church Experience also build on each other. As you move throughout the training sessions offered in this guide, you will find yourself referencing information learned in past sessions. While these recommendations aren’t mandatory, they are what many past facilitators have found to be most beneficial.

As always with SCPX, remember that you are free. You’re free to change the schedule and follow Holy Spirit’s leading throughout your gatherings. If you find a better way to order the sessions, go for it!

Below is a sample schedule for a 10 day SCPX. In this schedule, you will form students into temporary “simple churches” at the beginning so they process the whole experience in the context of a temporary simple church. If the group is small enough (less than around 8 people), you will just announce that you will be a church together for SCPX, rather than breaking into smaller groups. Experiencing being part of a simple church is vital for helping students reproduce simple churches after finishing SCPX. They learn it because they experience it.



Sample SCPX Schedule

Welcome Session

Here is a suggested list of items for you to discuss with SCPX participants when they first arrive:

1. Explain the purpose of SCPX and foreshadow what they will experience (you can refer to the Three Core Experiences)
2. Strongly encourage people to be present through the entire SCPX experience. SCPX is NOT a training conference where you come for teaching sessions only. It's an immersion experience in missional living. You cannot emphasize this enough.
3. If necessary, do some sort of icebreaker so participants begin to get acquainted.
4. Go over "housekeeping" items regarding the schedule, housing, food, etc.
5. Make copies of your schedule and relevant portions of this SCPX Facilitator's Guide. Hand out copies to participants.
6. Announce the simple church groupings and explain their purpose.
7. Advise people to spiritually and mentally prepare to encounter God during the SCPX, to be prayerful throughout the days of the training, and to be open to having their paradigms about God, themselves, and church transformed.

Day One

1 pm	Students Arrive
1:30	Welcome, Introduction, and Overview of SCPX Assign people to their simple churches.
2 pm	Love Each Other — Social Covenant Have groups write a social covenant for their simple church.
3:30	Love Each Other Lead a Simple Church gathering. (WWF)
4:30-5:30	Free time
5:30	Shared meal together
7 pm	Love God — Make a Prayer Room Have students sign up for 1-hour time slots to facilitate the prayer room overnight. Discuss plans for tomorrow. Encourage students to hang out and have fun getting to know one another tonight. Give Exhortation about Personal Time with God throughout the week.
9 pm	Prayer Room Opens.



Day Two

9-10 am	Personal time with God encouraged (Love God)
10	Debrief yesterday. What is God showing you?
10:15	Love Each Other – Gather in Simple Churches again for WWF Practice Heart to Heart in pairs during simple church time
11:15	Love the Lost – Lead People to Jesus, SALT and Christianese
12 pm	Lunch
1-2:30	Love the Lost – Lead People to Jesus, Telling God's Story
2:30-4	Love the Lost Exercise – Power of the Holy Spirit
4-7	Love the Lost Experience – Go into the city to share God's love with lost people. Dinner out in the city.
8	Share stories of what happened during the Love the Lost experience. Love God – God the Good Dad Corporate Worship and Prayer

Day Three

9-10 am	Personal time with God encouraged. (Love God)
10	Love God – Overcome Ungodly Beliefs
12 pm	Lunch
1-3	Rest & Reflect
3-4	Love the Lost – Rediscover Church
4-5	Love Each Other – Interactive Church
5:30-8	Love the Lost – Dinner out in the city with your simple church. Practice the Love the Lost experience in the context of life together out in the city. Look for people to love and lead toward Jesus.
8	Love Each Other – Communion and Baptism. Baptize anyone who needs to be baptized Worship and Prayer Together
10	Free Time

Day Four

9-10 am	Personal time with God encouraged. (Love God Experience)
10	Love Each Other — Seven Signs of Jesus
12 pm	Lunch
1:30	Love the Lost – Live Naturally Supernatural Send teams out in pairs to pray for the sick/injured in the city/campus. Believe for Holy Spirit encounters with people. Follow up with new believers if applicable.
6	Dinner
7	Creative Worship and Prayer in large group
8	Free Time



Day Five


9-10 am	Personal time with God encouraged. (Love God)
10	Gather in your Simple Churches. Practice WWF
10:45	Love the Lost – 5 Steps to Planting Churches
12 pm	Lunch
1-2	Strategic Action Plan – start working on your plan for your campus/city
2-3	Free Time
3-4	Love Each Other – Appointing Elders
4	Rest
6	Dinner
7	Love the Lost – out in the city/campus Looking for persons of peace, healing the sick, sharing your testimony, gather new seekers into informal Jesus Discussions if applicable.

Day Six

9-10 am	Personal time with God encouraged. (Love God)
10	How To Disciple A New Believer
	Hand out Disciple Guide
12 pm	Lunch
1:30-3	Love the Lost – God's Global Plan
3	Rest & Reflect – Free time
6	Dinner Together in large group
7	Announce Sabbath – Love God – Enjoying the Sabbath Sabbath starts (7pm to 7pm) Fun night out together

Day Seven SABBATH -- Have Fun Together and Rest!

7pm	Corporate Worship and Prayer together
-----	---------------------------------------



Day Eight

9-10 am	Personal time with God encouraged. (Love God)
10	Re-cap. Debrief & discuss how God is working in the group.
11	Love the Lost – Extractional and Incarnational Evangelism
12 pm	Lunch
1:30-4	Strategy Reviews with Leaders
	Edit Strategic Plans as necessary
4	Rest & Reflect
5:30 – late	Love the Lost – Dinner in the city/campus. Go out in pairs or as simple churches. Demonstrate God's kingdom in the city. Have fun together while on mission with God!

Day Nine

9-10 am	Personal time with God encouraged. (Love God)
10	Debrief the events of the previous evening.
10:30	Debrief SCPX. How have you encountered God? How has your view of church and God's purposes changed? How do you want to see God move after SCPX on your campus/city? Remind participants of living out the values of Love God, Love Each Other, and Love the Lost.
11	Present Strategic Plans to the large group
12 pm	Lunch
1-5:30	TBA
5:30	Dinner Together in Large Group
7	Commissioning Worship in Large Group. Pray over each person and commission back to their campus/city to the work the Lord has called them to.

Day Ten

Depart in the a.m.



How can I continue what began at SCPX?

What happens after SCPX is more important than what happens during SCPX. After SCPX, many students go on to lead people to Jesus, make disciples, and create networks of simple churches on their campus and beyond. Others don't. What makes the difference?

Growing movements of the church is not a "formula," but I do notice a few insights after observing SCPX take place in a variety of campuses and cultural contexts.

Wherever healthy simple churches have been planted post-SCPX, a few characteristics are most always present:

1. A growing sense of spiritual family among the students in a region.

Many places have monthly follow up gatherings. These can be great catalytic events for worship, prayer, equipping, and celebrating testimonies of how God is moving on campus. These simple churches often become a network of churches who all interrelate with one another.

Spiritual families have spiritual parents. Being connected with spiritual moms and dads who root them on, care for them, and provide ongoing guidance is vital. Facilitating spiritual-parent type relationships helps keep a student movement healthy by being connected generationally.

2. A clear commitment to reaching the lost and planting simple churches.

One characteristic that, unfortunately, stifles movements is if/when students gravitate toward more conventional, attractional models of church and campus ministries. Being connected with the body of Christ and older leaders is vital, but students are most fruitful in making disciples and planting simple churches when they are provided ongoing encouragement to do so.

3. Follow up coaching and mentoring.

You can do this by making a monthly phone/skype appointment with participants or visiting them on their campus regularly. Many places now have teams who travel to different campuses to nurture the simple churches. This is not unlike what Paul and his traveling teams did among the young churches in the Mediterranean world of the 1st Century.

4. Connection with other SCPXers.

SCPX.org is a great tool to encourage a growing sense of spiritual family with others around the world who are living out SCPX values on their campus. Participants can register their personal SCPX profile page through Facebook & share updates on what's happening on their campus. This has created a number of opportunities for students to travel from campus to campus to encourage each other and build relationships.

5. A view beyond the campus.

The campus is just the beginning. Reaching the marketplace, other spheres of society, and the unreached people groups of the world are our ultimate goal. Keeping this vision in front of SCPX participants will help give further meaning to the relevance and urgency of their time making disciples and planting simple churches at university.



why did you start SCPX?

A response from Erik Fish

One, I find that the best people to present Jesus on a college campus are often students themselves. This was a core value behind Student CPx - helping inspire student-led movements for Jesus on college campuses. My life changed significantly when I began following Jesus while I was a student. I wanted to see students everywhere have the chance to experience Jesus like I did, even if they may be averse to the conventional forms of church in their area.

Two, the statistical presence of students who express Christian faith has been declining on American universities for the last 30 years. With around 3,000 universities in the U.S., the vast majority of students are presented with only two options in regard to expressing (or discovering) faith in Jesus: Join a conventional campus ministry organization or join a local church. Since, on average, 95% of college students never find their way into one of those two options, I began to dream of a movement of ordinary students bringing Jesus with them into the places they live – houses, apartments, residence halls, fraternities and sororities, etc. Student CPx was birthed to give tools, experiences, and a national network of friends and spiritual moms and dads to help students do so. Though we had some big dreams from the beginning of Student CPx, we never thought it would spread so quickly, with students replicating Student CPx on other universities and nations.

Three, the idea for Student CPx popped in my head one day while I was praying for college campuses. It seemed kind of silly at the time - students starting and leading actual “churches?” But the idea stuck, friends gathered around me to help, and the rest is history.

The first Student CPx began at Haskell Indian Nations University in 2008. Why? I can’t say it was intentional on my part. One day I walked on the Haskell campus and felt a deep compassion for these students, gathered from 130 different Indian nations scattered around the U.S. Many Native American tribes are among the least-Christian demographic groups in the U.S. I realized conventional forms of church would not “work” here (they hadn’t worked very well for the last 450 years among Native Americans, anyway). Native Americans needed a Jesus-inspired movement that was indigenous to them and led by them. One day, I presented the idea of hosting the first Student CPx at Haskell to some Native friends and the President of the university. They welcomed us, eventually giving us access to an entire dorm to host students from around the nation.

Though our decision to host the first SCPx at Haskell University wasn’t intentionally strategic on our part, it certainly proved quite influential to the growth of the movement. Students were exposed first-hand to relationships with Native Americans and learned how to present Jesus in culturally relevant, non-religious ways to those who had otherwise been averse to conventional forms of Christianity. This has been an ongoing characteristic of the growth of subsequent Student CPx’s and the movement as a whole – students learn ways of introducing people to Jesus and planting indigenous movements of the church that are applicable worldwide.



Erik Fish

Erik is a husband, father, and a discipler to several young leaders who dare to dream God's dream for planet earth. He has been following Jesus for sixteen years, since a dramatic encounter with the Lord while a university student. He carries a deep passion for equipping people with innovative, grassroots strategies for multiplying movements of the gospel.

In 2008, Erik co-founded SCPX (Student Church Planting eXperience) to mobilize student-led church planting movements to spread from campuses to the nations. To date, SCPX has equipped over 2,000 students on 400 campuses to plant movements of simple churches. The vision of SCPX is to see at least one thriving simple church spreading on and beyond every university in the world.

Erik attended the University of Kansas and earned his MA in Global Leadership from Fuller Seminary. He currently resides in Lawrence, KS with his wife and four children. The Fishes love to be on adventure with God - as a family!

Check out more of Erik's writings at ErikFish.com and SCPX.org

Myles and Lindsay Hamby

During college, Myles was a student leader in Passion Church, a student-led network of simple churches at UCLA. After graduating, Myles served the SCPX family by helping to launch SCPX.org, a website that connects, chronicles, and resources leaders worldwide to plant movements of the gospel on college campuses and beyond.

Lindsay has been a pioneering leader since her college days. She has traveled extensively with 24-7 Prayer, led SCPXes, and planted house churches in the urban core.

Myles and Lindsay met at one of the first SCPXes in 2009. They became fast friends a few years later when they teamed up after college to plant simple churches amongst underprivileged youth in the urban core of Kansas City. They were married in 2012 and are currently pursuing graduate degrees in Detroit to further their dream to see movements of the gospel bring transformation to the urban core. Myles and Lindsay both enjoy running and making green smoothies.

Visit SCPX.org for more resources and information

